

# NETWORKING ENCLOSURES

**SHOPPING MOBILE AND ONLINE!**



Mobil using the  
LIVE-PHONE APP



Webshop with Navigator:  
[WWW.SCHRACK.AT](http://WWW.SCHRACK.AT)

**INCLUDES INFORMATION ON**



**AVAILABILITY FROM STOCK**

# GENERAL INFORMATION

## PROJECT DEVELOPMENT – A COMPLETE SOLUTION

**SCHRACK TECHNIK** is the market leader in the area of energy and data technology. We offer optimised, coordinated systems and solutions for private, commercial and industrial applications.

Thanks to our many years of experience and involvement in standardisation and a wide range of committees, we are in the position to keep you informed about the latest technological developments and how to achieve the best possible return on your investment in building technology.

With specialist technical personnel in all areas, we can help you in many areas from when choosing the right technology, through to planning and even project realisation.



### ENERGY TECHNOLOGY

ENCLOSURES AND CABINETS FOR ENERGY DISTRIBUTION, MODULAR PROTECTION DEVICES  
MODULAR CONTROLLERS, SWITCHES, OVERVOLTAGE PROTECTION  
FUSES, CONNECTION & CABLE LAYING TECHNOLOGY



### INDUSTRY & PANEL BUILDING

RELAYS, TRANSFORMERS, METERS AND MEASURING EQUIPMENT  
CIRCUIT BREAKERS AND SWITCH DISCONNECTORS, CONTACTORS AND MOTOR CONTACTORS  
MAIN SWITCHES, CONTROL UNITS



### BUILDING INSTALLATION TECHNOLOGY

SWITCHES AND SOCKETS, INSTALLATION MATERIALS  
BUILDING SYSTEMS TECHNOLOGY  
AND ACCESS CONTROL SYSTEMS



### EMERGENCY LIGHTING & SYSTEMS

EMERGENCY LIGHTING  
UPS SYSTEMS  
COMPENSATION AND CO-DETECTION SYSTEMS




### NETWORK TECHNOLOGY

COPPER AND FIBRE-OPTIC CABLING  
ACTIVE COMPONENTS, NETWORK CABINETS  
CABLING FOR DATA CENTRES



### CABLES AND CONNECTIONS

PVC-, SINGLE-CORE, SHEATHED-, HOSE CABLES  
PVC CONTROL LINES, REMOTE- AND FIRE ALARM CABLES  
HIGH-CURRENT CABLES, COAXIAL CABLES, INDUSTRIAL CABLES, ELECTRONIC CABLES



### LIGHT TECHNOLOGY

INDOOR AND OUTDOOR LIGHTING  
TECHNICAL LIGHTING, DECORATIVE LIGHTING  
SPECIAL LIGHTING, BULBS

## GENERAL INFORMATION

- All **dimensioned drawings** are displayed within the confines of available space on the page and are only intended as a guide.
- All **circuit diagrams** are schematic wiring diagrams which are intended to allow better understanding of the function, and will need to be edited/added to during the course of project planning.
- All **images** represent samples of the product and are intended for information purposes only.

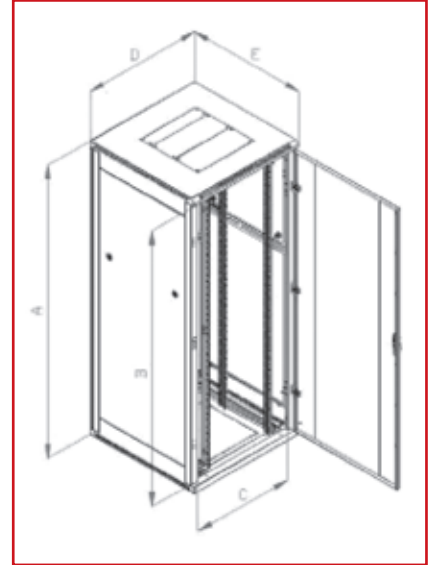
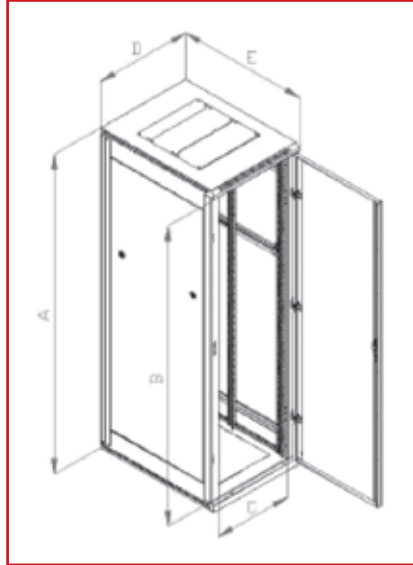

Unless otherwise stipulated, the current version of the General Terms of Delivery issued by The Association of the Austrian Electrical and Electronics Industries "FEEL" shall apply. You can find a copy of these at the end of this catalogue.

No liability for errors in text, type or images; we reserve the right to make changes to technical specifications of the product range.

The user information contained in this catalog reflect the opinion of the company at the time of writing. The information contained in it was assembled on the basis of published norms, specialist industry presentations, specialist literature and in-house expertise. The content is for informational purposes only and has no validity in law.

DATA-ENCLOSURE FREESTANDING IP30, TYPE DS	Page	2
DATA-ENCLOSURE FREESTANDING, DEMOUNTABLE, IP30, TYPE DSZ	Page	9
SERVER-ENCLOSURE FREESTANDING, HEAVY DUTY, IP30, TYPE DSS	Page	15
DOORS AND PANELS FOR FREESTANDING DATA-ENCLOSURES TYPE DS, DSZ AND DSS (IP30)	Page	20
SWINGFRAME AND BASE	Page	22
DATA-ENCLOSURE FREESTANDING IP54, TYPE DSI	Page	24
SERVER-ENCLOSURE FREESTANDING, HEAVY DUTY, IP54, TYPE DSS	Page	29
CLIMA CONTROL UNITS	Page	34
INDUSTRIAL-ENCLOSURE IP30 AND IP54	Page	36
SYSTEMRACKS	Page	44
WALLMOUNTING DATA-ENCLOSURE MONOBLOC WITH REMOVABLE SIDEPANELS AND OPTION FOR FAN IP30	Page	46
WALLMOUNTING DATA-ENCLOSURE MONOBLOC IP30	Page	50
WALLMOUNTING DATA-ENCLOSURE DUALBLOC IP30	Page	53
WALLMOUNTING DATA-ENCLOSURE FLATPACK IP30	Page	56
WALLMOUNTING DATA-ENCLOSURE 10" SOHO IP30	Page	59
ACCESSORIES: CABLE MANAGEMENT HORIZONTAL / CABLE MANAGEMENT VERTICAL / ROOF CABLE ENTRY / BLINDPANELS / SHELVES	Page	62
VERTICAL PROFILE RAILS / FAN-UNITS / POWER DISTRIBUTION UNIT	Page	71
LIGHTING	Page	75
TOOLLESS LINE PATCHPANELS AND MODULES	Page	76
DIN-RAIL PANEL 19"	Page	77
OTHER ACCESSORIES	Page	78

## DATA-ENCLOSURE FREESTANDING IP30, TYPE DS



DS

### APPLICATION

19"-Freestanding networking enclosure DS are intended for installation of data and telecommunication devices and their distribution systems. Mostly used as main- or sub-enclosure for structured network cabling systems in office environments. Also to be used in computer-rooms and small to medium sized data-centers. A lot of options for doors, side- and rear-panels, as well as many different accessories, make the use of the enclosure very flexible. The removable side- and rear-panels allow comfortable and easy access to the installed devices for maintenance from all sides of the cabinet. For active cooling, it is possible to install an optional fan-unit into the roof and/or floor.

### TECHNICAL DATA

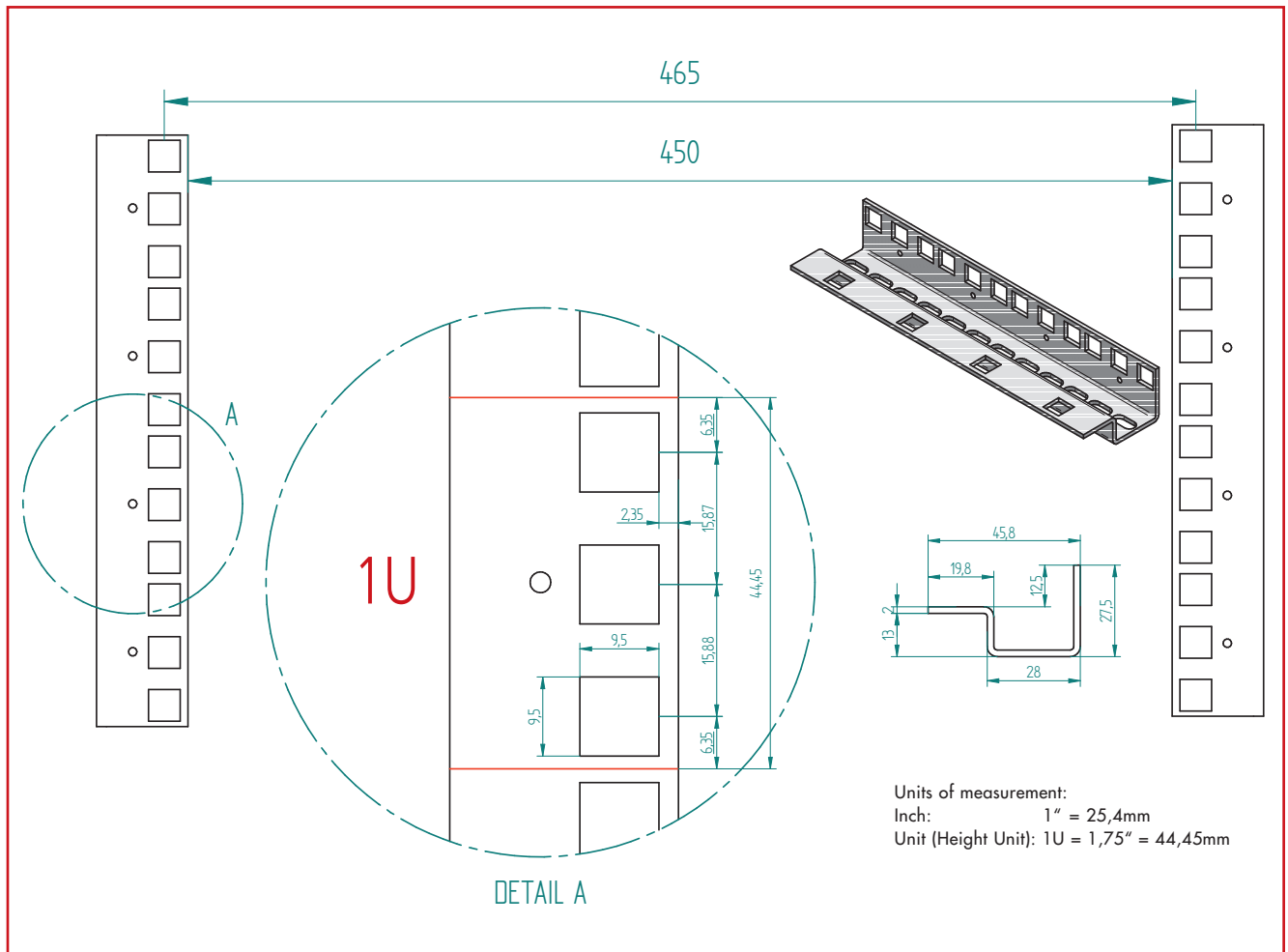
- Welded powder-coated steel frame
- Heights: 15, 18, 22, 27, 32, 37, 42, 45 and 47 U
- Widths: 600 and 800 mm
- Depths: 400, 600, 800, 900, 1.000 and 1.200 mm
- Color:
  - Door, rear- and sidepanels, roof- and floor-openings: light grey, RAL 7035
  - Frame: blue, RAL 5005
- Maximum load:
  - 15 – 22 U: 300 kg
  - 27 – 47 U: 400 kg
- Degree of protection: IP 30
- Doors with 4 mm thick safety glass with handsome swing handle. Prepared for half-cylinder type locks. Halfcylinder lock (Order-number: DV900333 / DV900335) optional available.
- Doors hinged right. Can be changed to hinging on left.
- Glass doors can be replaced by optional DSRT doors (full metal or perforated, full width or double-wing).
- Removeable and lockable side-panels. Key included. For better passive cooling, side-panels can be replaced by optional available perforated side-panels DSRS.
- Removeable and lockable rear-panel. Key included. Rear panel can be replaced by optional available DSRT doors (glass, full or perforated metal, full width or double-wing) or by perforated rear-panel DSRR.
- 19" rails (4 pcs.) galvanized, continuously depth-adjustable.
- In 800mm wide DS enclosures, you can choose to adjust the 19" rails to a width of 21" and 23".
- In 900, 1.000 and 1.200 mm deep DS enclosures, there is an additional pair of vertical rails installed in half depth. This allows installation of high depth accessories together with standard accessories at the same time.
- An adapter-set (DFSZDS01) can be installed to the middle rails, to support short accessories at the rear. Deep accessories can be supported in the middle.

## TECHNICAL DATA – Continued

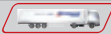




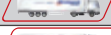




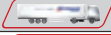

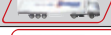

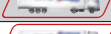






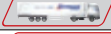








- Space between front vertical 19"-rail and door glass at max. spacing:
  - W600 – 35 mm
  - W800 – 50 mm
- Space between rear vertical 19"-rail and rear panel at max. spacing:
  - W600 – 35 mm
  - W800 – 55 mm
- Maximum distance between front to rear of vertical rails (19"-rails):
  - W600 x D400 – 310 mm
  - W600 x D600 – 510 mm
  - W600 x D800 – 710 mm
  - W600 x D900 – 810 mm
  - W600 x D1000 – 910 mm
  - W600 x D1200 – 1110 mm
  
  - W800 x D600 – 470 mm
  - W800 x D800 – 670 mm
  - W800 x D900 – 770 mm
  - W800 x D1000 – 870 mm
  - W800 x D1200 – 1070 mm
- Maximum usable depth in free-standing cabinets when installed e.g. on shelves:
  - D400 – 375 mm
  - D600 – 575 mm
  - D800 – 775 mm
  - D900 – 875 mm
  - D1000 – 975 mm
  - D1200 – 1175 mm
- Spacing between vertical 19"-rails: 450 mm
- Roof construction with opening, 19" punched. Flexible covered by removable plates of different heights to allow installation of fan-units and cable-entry panels. Remaining opening can be closed again by use of one these formerly removed plates.
  - D400 - Opening: 6 U, Covering: 1 x 4 U and 1 x 2 U
  - D600 - Opening: 8 U, Covering: 1 x 4 U and 2 x 2 U
  - D800 - Opening: 10 U, Covering: 2 x 4 U and 1 x 2 U
  - D900 - Opening: 12 U, Covering: 2 x 4 U and 2 x 2 U
  - D1000 - Opening: 12 U, Covering: 2 x 4 U and 2 x 2 U
  - D1200 - Opening: 12 U, Covering: 2 x 4 U and 2 x 2 U
- Floor construction with opening, 19" punched. Covered by removable plate in full height.
  - D400 - Opening: 6 U, Covering: 1 x 6 U
  - D600 - Opening: 8 U, Covering: 1 x 8 U
  - D800 - Opening: 10 U, Covering: 1 x 10 U
  - D900 - Opening: 12 U, Covering: 1 x 12 U
  - D1000 - Opening: 12 U, Covering: 1 x 12 U
  - D1200 - Opening: 12 U, Covering: 1 x 12 U
- Roof unit assemblies can also be fitted to floor section. Optional base required.
- Cable entry possible via roof, floor and rear panel. Delivered with demountable or break-out blanking plates.
- Brush strip panel for roof (DBK24800) optional.
- Air vents for passive ventilation.
- Earthing:
  - M8-Earthing point plus 19"-Earthingset in the rear of the cabinet
  - FastOn-Earthing-connections to all dismountable parts pre-installed
- Included assembly materials:
  - 16 x Cage nuts, bolts and washers M6
  - 4 x Levelling feet
- Wide range of available accessories (bases, fan-units, cable entry panels, fixed shelves, patch panels, cable management, PDUs, doors, etc.).
- Enclosure is delivered fully-assembled on a disposable pallet.

# DATA-ENCLOSURE, IP30, TYPE DS










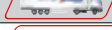





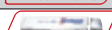




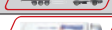


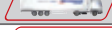

## DRAWING OF THE VERTICAL 19"-PROFILE-RAILS





































































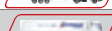












DESCRIPTION	W x H x D (mm)	WEIGHT (kg)	EAN-CODE	AVAILABLE	ORDER NO.
<b>FREESTANDING DATA-ENCLOSURE 600 x 400</b>					
42U Freestanding Data-Enclosure	600 x 1970 x 400	63	9004840647389		<a href="#">DS426040-A</a>
<b>FREESTANDING DATA-ENCLOSURE 600 x 600</b>					
15U Freestanding Data-Enclosure	600 x 770 x 600	35	9004840398991		<a href="#">DS156060-A</a>
18U Freestanding Data-Enclosure	600 x 900 x 600	39	9004840399004		<a href="#">DS186060-A</a>
22U Freestanding Data-Enclosure	600 x 1080 x 600	44	9004840399042		<a href="#">DS226060-A</a>
27U Freestanding Data-Enclosure	600 x 1300 x 600	50	9004840399080		<a href="#">DS276060-A</a>
32U Freestanding Data-Enclosure	600 x 1525 x 600	57	9004840399318		<a href="#">DS326060-A</a>
37U Freestanding Data-Enclosure	600 x 1750 x 600	63	9004840399356		<a href="#">DS376060-A</a>
42U Freestanding Data-Enclosure	600 x 1970 x 600	70	9004840399400		<a href="#">DS426060-A</a>
45U Freestanding Data-Enclosure	600 x 2105 x 600	74	9004840399486		<a href="#">DS456060-A</a>
47U Freestanding Data-Enclosure	600 x 2195 x 600	77	9004840422290		DS476060-A
<b>FREESTANDING DATA-ENCLOSURE 600 x 800</b>					
15U Freestanding Data-Enclosure	600 x 770 x 800	40	9004840466249		DS156080-A
18U Freestanding Data-Enclosure	600 x 900 x 800	44	9004840399011		<a href="#">DS186080-A</a>
22U Freestanding Data-Enclosure	600 x 1080 x 800	50	9004840399059		<a href="#">DS226080-A</a>
27U Freestanding Data-Enclosure	600 x 1300 x 800	57	9004840399097		<a href="#">DS276080-A</a>
32U Freestanding Data-Enclosure	600 x 1525 x 800	65	9004840399325		<a href="#">DS326080-A</a>
37U Freestanding Data-Enclosure	600 x 1750 x 800	72	9004840399363		<a href="#">DS376080-A</a>
42U Freestanding Data-Enclosure	600 x 1970 x 800	79	9004840399417		<a href="#">DS426080-A</a>
45U Freestanding Data-Enclosure	600 x 2105 x 800	83	9004840399493		<a href="#">DS456080-A</a>
<b>FREESTANDING DATA-ENCLOSURE 600 x 900</b>					
42U Freestanding Data-Enclosure	600 x 1970 x 900	87	9004840399424		DS426090-A
<b>FREESTANDING DATA-ENCLOSURE 600 x 1000</b>					
42U Freestanding Data-Enclosure	600 x 1970 x 1000	91	9004840399394		<a href="#">DS426010-A</a>
45U Freestanding Data-Enclosure	600 x 2105 x 1000	101	9004840407389		DS456010-A
<b>FREESTANDING DATA-ENCLOSURE 800 x 600</b>					
22U Freestanding Data-Enclosure	800 x 1080 x 600	55	9004840399066		DS228060-A
27U Freestanding Data-Enclosure	800 x 1300 x 600	63	9004840399288		DS278060-A
32U Freestanding Data-Enclosure	800 x 1525 x 600	70	9004840399332		DS328060-A
37U Freestanding Data-Enclosure	800 x 1750 x 600	77	9004840399370		DS378060-A
42U Freestanding Data-Enclosure	800 x 1970 x 600	84	9004840399455		<a href="#">DS428060-A</a>
45U Freestanding Data-Enclosure	800 x 2105 x 600	89	9004840399516		DS458060-A
<b>FREESTANDING DATA-ENCLOSURE 800 x 800</b>					
18U Freestanding Data-Enclosure	800 x 900 x 800	54	9004840399035		DS188080-A
22U Freestanding Data-Enclosure	800 x 1080 x 800	63	9004840399073		<a href="#">DS228080-A</a>
27U Freestanding Data-Enclosure	800 x 1300 x 800	71	9004840399295		<a href="#">DS278080-A</a>
32U Freestanding Data-Enclosure	800 x 1525 x 800	79	9004840399349		<a href="#">DS328080-A</a>
37U Freestanding Data-Enclosure	800 x 1750 x 800	87	9004840399387		<a href="#">DS378080-A</a>
42U Freestanding Data-Enclosure	800 x 1970 x 800	95	9004840399462		<a href="#">DS428080-A</a>
45U Freestanding Data-Enclosure	800 x 2105 x 800	100	9004840399523		<a href="#">DS458080-A</a>
47U Freestanding Data-Enclosure	800 x 2195 x 800	103	9004840422306		DS478080-A
<b>FREESTANDING DATA-ENCLOSURE 800 x 900</b>					
42U Freestanding Data-Enclosure	800 x 1970 x 900	104	9004840399479		<a href="#">DS428090-A</a>
<b>FREESTANDING DATA-ENCLOSURE 800 x 1000</b>					
42U Freestanding Data-Enclosure	800 x 1970 x 1000	109	9004840399431		<a href="#">DS428010-A</a>
45U Freestanding Data-Enclosure	800 x 2105 x 1000	115	9004840399509		<a href="#">DS458010-A</a>
47U Freestanding Data-Enclosure	800 x 2195 x 1000	119	9004840418118		DS478010-A
<b>FREESTANDING DATA-ENCLOSURE 800 x 1200</b>					
42U Freestanding Data-Enclosure	800 x 1970 x 1200	122	9004840629033		<a href="#">DS428020-A</a>
<b>FREESTANDING DATA-ENCLOSURE WITHOUT FRONT-DOOR</b>					
42U Freestanding Data-Enclosure without door	800 x 1970 x 800	85	9004840417937		<a href="#">DS42808X-A</a>
42U Freestanding Data-Enclosure without door	800 x 1970 x 1000	105	9004840655179		<a href="#">DS42801X-A</a>

## ACCESSORIES

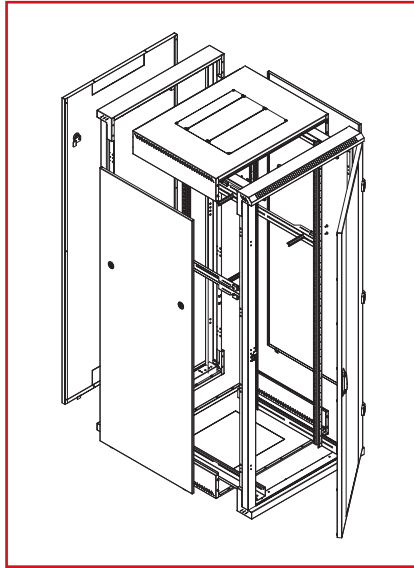
DESCRIPTION	EAN-CODE	AVAILABLE	ORDER NO.
<b>FAN-UNITS</b>			
Roof-fan-unit, equipped with 6 fans and thermostat, RAL7035, 8U	9004840585506		<a href="#">DLT44806-A</a>
Roof-fan-unit, equipped with 3 fans and thermostat, RAL7035, 4U	9004840396362		<a href="#">DLT44803-A</a>
Roof-fan-unit, equipped with 2 fans and thermostat, RAL7035, 4U	9004840396355		<a href="#">DLT44802-A</a>
Roof-fan-unit, equipped with 1 fan and thermostat, RAL7035, 4U	9004840396348		<a href="#">DLT44801-A</a>
<b>CABLE-ENTRY-PANEL</b>			
Roof-cable-entry panel with brush, RAL7035, 2U	9004840231151		<a href="#">DBK24800</a>
<b>BASES</b>			
Base, pair of side-profiles, RAL7035, D=1.200mm	9004840614374		<a href="#">DSOT1220</a>
Base, pair of side-profiles, RAL7035, D=1.000mm	9004840396515		<a href="#">DSOT1210</a>
Base, pair of side-profiles, RAL7035, D=900mm	9004840396546		<a href="#">DSOT1290</a>
Base, pair of side-profiles, RAL7035, D=800mm	9004840396539		<a href="#">DSOT1280</a>
Base, pair of side-profiles, RAL7035, D=600mm	9004840396522		<a href="#">DSOT1260</a>
Base, pair of side-profiles, RAL7035, D=400mm	9004840647396		<a href="#">DSOT1240</a>
Base, front-/rear-panel, RAL7035, W=800mm, Blanking	9004840396423		<a href="#">DSOF1280</a>
Base, front-/rear-panel, RAL7035, W=800mm, Perforated	9004840396454		<a href="#">DSOF1281</a>
Base, front-/rear-panel, RAL7035, W=800mm, Cable-entry	9004840396478		<a href="#">DSOF1282</a>
Base, front-/rear-panel, RAL7035, W=800mm, Perforated with dust-filter	9004840396492		<a href="#">DSOF1283</a>
Base, front-/rear-panel, RAL7035, W=600mm, Blanking	9004840396430		<a href="#">DSOF1260</a>
Base, front-/rear-panel, RAL7035, W=600mm, Perforated	9004840396447		<a href="#">DSOF1261</a>
Base, front-/rear-panel, RAL7035, W=600mm, Cable-entry	9004840396461		<a href="#">DSOF1262</a>
Base, front-/rear-panel, RAL7035, W=600mm, Perforated with dust-filter	9004840396485		<a href="#">DSOF1263</a>
<b>CASTORS</b>			
Castors for DS-enclosures, 4 castors (2 braked), max 750 kg load	9004840504941		<a href="#">DSR00005-A</a>
<b>DOORS (REPLACEMENT OF STANDARD FRONT-GLAS-DOOR OR REAR-PANEL)</b>			
Door 42U, W=800mm, RAL7035, Metal perforated	9004840408096		<a href="#">DSRT4281</a>
Door 42U, W=800mm, RAL7035, Solid Metal	9004840408294		<a href="#">DSRT4282</a>
Door 42U, W=800mm, RAL7035, Glas	9004840408539		<a href="#">DSRT4283</a>
Double-wing-door 42U, W=800mm, RAL7035, Metall perforated	9004840621907		DSRT4285
Double-wing-door 42U, W=800mm, RAL7035, Solid-Metal	9004840621921		DSRT4286
Double-wing-door 42U, W=800mm, RAL7035, Glas	9004840621983		DSRT4287
Door 42U, W=600mm, RAL7035, Metal perforated	9004840408089		<a href="#">DSRT4261</a>
Door 42U, W=600mm, RAL7035, Solid Metal	9004840408287		<a href="#">DSRT4262</a>
Door 42U, W=600mm, RAL7035, Glas	9004840408522		DSRT4263
Double-wing-door 42U, W=600mm, RAL7035, Metall perforated	9004840621891		DSRT4265
Double-wing-door 42U, W=600mm, RAL7035, Solid-Metal	9004840621914		DSRT4266
Double-wing-door 42U, W=600mm, RAL7035, Glas	9004840621976		DSRT4267
Door 45U, W=800mm, RAL7035, Metal perforated	9004840408652		DSRT4581
Door 45U, W=800mm, RAL7035, Solid Metal	9004840417098		DSRT4582
Door 45U, W=800mm, RAL7035, Glas	9004840546408		DSRT4583
Double-wing-door 45U, W=800mm, RAL7035, Metall perforated	9004840621969		DSRT4585
Double-wing-door 45U, W=800mm, RAL7035, Solid-Metal	9004840621945		DSRT4586
Double-wing-door 45U, W=800mm, RAL7035, Glas	9004840622003		DSRT4587
Door 45U, W=600mm, RAL7035, Metal perforated	9004840408669		DSRT4561
Door 45U, W=600mm, RAL7035, Solid Metal	9004840622010		DSRT4562
Door 45U, W=600mm, RAL7035, Glas	9004840622027		DSRT4563
Double-wing-door 45U, W=600mm, RAL7035, Metall perforated	9004840621952		DSRT4565
Double-wing-door 45U, W=600mm, RAL7035, Solid-Metal	9004840621938		DSRT4566
Double-wing-door 45U, W=600mm, RAL7035, Glas	9004840621990		DSRT4567



DESCRIPTION	EAN-CODE	AVAILABLE	ORDER NO.
<b>PERFORATED PANELS (REPLACEMENT OF STANDARD FULL-METAL-PANELS)</b>			
Rear-panel perforated for DS, DSZ and DSS (IP30)-enclosures 42U, W=600mm, RAL7035	9004840621624		DSRR4261
Rear-panel perforated for DS, DSZ and DSS (IP30)-enclosures 42U, W=800mm, RAL7035	9004840621600		DSRR4281
Rear-panel perforated for DS, DSZ and DSS (IP30)-enclosures 45U, W=600mm, RAL7035	9004840621631		DSRR4561
Rear-panel perforated for DS, DSZ and DSS (IP30)-enclosures 45U, W=800mm, RAL7035	9004840621648		DSRR4581
<b>SIDE-PANELS</b>			
Side-panel perforated for DS, DSZ and DSS (IP30)-enclosures 42U, D=600mm, RAL7035	9004840621655		DSRS4261
Side-panel perforated for DS, DSZ and DSS (IP30)-enclosures 42U, D=800mm, RAL7035	9004840621617		DSRS4281
Side-panel perforated for DS, DSZ and DSS (IP30)-enclosures 42U, D=1.000mm, RAL7035	9004840621662		DSRS4211
Side-panel perforated for DS, DSZ and DSS (IP30)-enclosures 45U, D=600mm, RAL7035	9004840621686		DSRS4561
Side-panel perforated for DS, DSZ and DSS (IP30)-enclosures 45U, D=800mm, RAL7035	9004840621693		DSRS4581
Side-panel perforated for DS, DSZ and DSS (IP30)-enclosures 45U, D=1.000mm, RAL7035	9004840621679		DSRS4511
<b>SWING-FRAME</b>			
Swing-Frame 19", 37U for DS-enclosure 42U, Width=800mm (DS4280xx-A)	9004840422184		<b>HDSSON0024</b>
<b>SHELVES</b>			
Fixed shelf 150mm, RAL7035, 1U, Load up to 15kg, 2 mounting angles	9004840502077		<b>DFS14815-C</b>
Fixed shelf 250mm, RAL7035, 1U, Load up to 15kg, 2 mounting angles	9004840502060		<b>DFS14825-C</b>
Fixed shelf 350mm, RAL7035, 1U, Load up to 50kg, 4 mounting angles	9004840502091		<b>DFS14835-C</b>
Fixed shelf 450mm, RAL7035, 1U, Load up to 80kg, 4 mounting angles	9004840502121		<b>DFS14845-C</b>
Fixed shelf 550mm, RAL7035, 1U, Load up to 80kg, 4 mounting angles	9004840502138		<b>DFS14855-C</b>
Fixed shelf 650mm, RAL7035, 1U, Load up to 80kg, 4 mounting angles	9004840502152		<b>DFS14865-C</b>
Fixed shelf 750mm, RAL7035, 1U, Load up to 80kg, 4 mounting angles	9004840502176		<b>DFS14875-C</b>
<b>LOW PROFILE SHELVES</b>			
Fixed Low Profile shelf 150mm, RAL7035, 1U, Load up to 15kg, 2 mounting angles	9004840379228		<b>DFS14815-A</b>
Fixed Low Profile shelf 250mm, RAL7035, 1U, Load up to 20kg, 2 mounting angles	9004840379235		<b>DFS14825-A</b>
Fixed Low Profile shelf 350mm, RAL7035, 1U, Load up to 40kg, 4 mounting angles	9004840379242		<b>DFS14835-A</b>
Fixed Low Profile shelf 450mm, RAL7035, 1U, Load up to 40kg, 4 mounting angles	9004840379259		<b>DFS14845-A</b>
Fixed Low Profile shelf 550mm, RAL7035, 1U, Load up to 40kg, 4 mounting angles	9004840379266		<b>DFS14855-A</b>
Fixed Low Profile shelf 650mm, RAL7035, 1U, Load up to 40kg, 4 mounting angles	9004840379273		<b>DFS14865-A</b>
Fixed Low Profile shelf 750mm, RAL7035, 1U, Load up to 40kg, 4 mounting angles	9004840379280		<b>DFS14875-A</b>
<b>HEAVY DUTY SHELVES</b>			
Fixed shelf 450mm, RAL7035, 1U, Heavy Duty, Load up to 150kg, 4 mounting angles	9004840470970		<b>DFSS4845-A</b>
Fixed shelf 550mm, RAL7035, 1U, Heavy Duty, Load up to 150kg, 4 mounting angles	9004840470963		<b>DFSS4855-A</b>
Fixed shelf 650mm, RAL7035, 1U, Heavy Duty, Load up to 150kg, 4 mounting angles	9004840470918		<b>DFSS4865-A</b>
Fixed shelf 750mm, RAL7035, 1U, Heavy Duty, Load up to 150kg, 4 mounting angles	9004840471007		<b>DFSS4875-A</b>
<b>SLIDING SHELVES</b>			
Sliding shelf, D=350mm, RAL7035, 1U, Load up to 20kg, 4 mounting angles	9004840230550		<b>DFA14835</b>
Sliding shelf, D=450mm, RAL7035, 1U, Load up to 20kg, 4 mounting angles	9004840230567		<b>DFA14845</b>
Sliding shelf, D=550mm, RAL7035, 1U, Load up to 20kg, 4 mounting angles	9004840258905		<b>DFA14855</b>
Sliding shelf, D=650mm, RAL7035, 1U, Load up to 20kg, 4 mounting angles	9004840258912		<b>DFA14865</b>
<b>SLIDING SHELVES FOR STORAGE OF DOCUMENTS</b>			
Sliding shelf for storage of documents, D=400mm, 2U	4016032195825		<b>DFA24835</b>
Sliding shelf for keyboard and mouse, D=350mm, RAL7035, 2U, lockable	9004840230581		<b>DFK24837</b>
Shelf holder set for middle 19"-rail for enclosure D=900/1000/1200mm	9004840652109		<b>DFSZDS01</b>
<b>POWER DISTRIBUTION UNITS</b>			
19" Power Distribution Unit, 9x Schuko (German), ALU, 1U	9004840275674		<b>IU070114</b>
19" Power Distribution Unit, 8x Schuko (German) + On-/Off-Switch, ALU, 1U	9004840654738		<b>IU070124</b>
19" Power Distribution Unit, 8x Schuko (German), Overvoltage protection, ALU, 1U	9004840654745		<b>IU070126</b>
19" Power Distribution Unit, 6x Schuko (German), Overvoltage protection + filter, ALU, 1U	9004840655353		<b>IU070118</b>
19" Power Distribution Unit, 6x Schuko (German) with RCBO BO217516, ALU, 1U	9004840241570		<b>IU070112</b>
<b>POWER DISTRIBUTION UNITS - PVC</b>			
19" Power Distribution Unit, 8x Schuko (German), PVC, 1.25U	9004840655353		<b>IU070109</b>
19" Power Distribution Unit, 7x Schuko (German) + On-/Off-Switch, PVC, 1.25U	9004840184891		<b>IU070107-B</b>
19" Power Distribution Unit, 7x Schuko (German), Overvoltage protection, PVC, 1.25U	9004840241860		<b>IU070113</b>

DESCRIPTION	EAN-CODE	AVAILABLE	ORDER NO.
<b>POWER DISTRIBUTION UNITS</b>			
19" Power Distribution Unit, 8x UTE (French), PVC, 1.25U	9004840223149		<a href="#">IU070110</a>
19" Power Distribution Unit, 7x UTE (French) + On-/Off-Switch, PVC, 1,25 U	9004840223156		IU070111
<b>CABLE MANAGEMENT</b>			
19" Cable-guide panel, 5 plastic rings, 1U, RAL7035	9004840230901		<a href="#">DBK14805</a>
19" Cable-guide panel, 5 metal rings, 1U, RAL7035	9004840521337		<a href="#">DBC14805</a>
19" Cable-guide panel with plastic cable-trunk, 1U, RAL7035	9004840408010		<a href="#">HDBS148051</a>
19" Cable-guide panel with plastic cable-trunk, 2U, RAL7035	9004840408034		<a href="#">HDBS148053</a>
19" Cable-guide panel for fixing of installationcable, 1U, RAL7035	9004840230598		<a href="#">DBO14200</a>
19" Cable-management panel 170x150mm for installation to 19" rails	9004840532272		<a href="#">DBO14201</a>
Cable-Organizer for vertical cable management, mount to 19"-rail, 80x80mm	9004840230956		<a href="#">DBKO8080</a>
Cable-guide vertical for 800mm wide DS enclosure 42U	9004840517477		<a href="#">DSKV4280</a>
Cable-guide vertical for 800mm wide DS enclosure 45U	9004840517484		DSKV4580
Back-to-back cable ties, 7.5m, W=16mm, Perforation 25cm, red	9004840650761		<a href="#">HSEKKBK25HR</a>
Back-to-back cable ties, 7.5m, W=16mm, Perforation 25cm, black	9004840650754		<a href="#">HSEKKBK25HS</a>
Cable-ties 100x2,5mm, 25 pcs., transparent	9004840509595		<a href="#">HSERZKB025</a>
<b>LIGHT</b>			
Light unit, Installation on 19"-rails, by magnet or screwing	9004840533316		<a href="#">DV900330-A</a>
Door-position switch (optional)	9004840245097		<a href="#">ASDSW010</a>
Adapter for installation of door-switch to a DS-/DSZ-/DSS(IP30) enclosure	9004840532302		<a href="#">DSADA001</a>
Cable for connection of door-switch to light-unit DV900330-A	9004840533323		<a href="#">DV900332</a>
<b>19" PATCHPANELS AND MODULES (PLEASE SEE ALSO OUR SCHRACK TOOLLESS LINE CATALOGUE)</b>			
TOOLLESS LINE Patchpanel empty for 24 modules, 19", 1U, RAL7035	9004840513233		<a href="#">HSER0240GS</a>
TOOLLESS LINE Patchpanel empty for 48 modules, 19", 2U, RAL7035	9004840585605		<a href="#">HSER0480GS</a>
TOOLLESS LINE DIN-rail adapter empty for 1 module	9004840628319		<a href="#">HSERH010GS</a>
TOOLLESS LINE Module RJ45 shielded, Cat.6a, ISO/IEC 11801 AMD2	9004840628104		<a href="#">HSEMRJ6GWA</a>
TOOLLESS LINE Module RJ45 shielded, Cat.6 De-embedded, Class Ea, 10GB	9004840507409		<a href="#">HSEMRJ6GWT</a>
TOOLLESS LINE Module RJ45 shielded, Class E	9004840517316		<a href="#">HSEMRJ6GWS</a>
TOOLLESS LINE Module RJ45 shielded, Category 5e	9004840520767		<a href="#">HSEMRJ5GWS</a>
TOOLLESS LINE Module RJ45 unshielded, Category 6	9004840513264		<a href="#">HSEMRJ6UWS</a>
TOOLLESS LINE Module RJ45 unshielded, Category 5e	9004840513257		<a href="#">HSEMRJ5UWS</a>
TOOLLESS LINE Module RJ45-RJ45 coupler, shielded, Category 6	9004840621099		<a href="#">HSEMRKR6WS</a>
TOOLLESS LINE Module Coax F-F coupler	9004840548143		<a href="#">HSEMRKFFWS</a>
TOOLLESS LINE Module FO empty for one LC-Duplex or one SC-Simplex coupler	9004840548952		<a href="#">HSEMRLLLWS</a>
<b>DIN-RAIL PANEL</b>			
19" DIN-rail panel 3U	9004840230574		<a href="#">DAB34810</a>
<b>POUCH</b>			
Pouch for circuit diagrams, self adhesive, A4	9004840248418		<a href="#">ASDRA400</a>
<b>HALFCYLINDERLOCK</b>			
Halfcylinderlock keyed EK 333 including 1 key	9004840164909		<a href="#">DV900333</a>
Key 333 for halfcylinderlock DV900333	9004840409222		<a href="#">DV900334</a>
Halfcylinderlock different keyed including 1 key	9004840662283		<a href="#">DV900335</a>
<b>CONNECTION-KIT</b>			
Connection-Kit for DS-Enclosures	9004840400489		<a href="#">DSRA0002</a>
<b>INSTALLATION-SET</b>			
19" Installation-set: 50 pcs. of M6 cagenuts, screws and washers	9004840448863		<a href="#">DSSRA050</a>

## DATAENCLOSURE FREESTANDING, DEMOUNTABLE, IP30, TYPE DSZ



DSZ

### APPLICATION

19"-Freestanding networking enclosure DSZ are intended for installation of data and telecommunication devices and their distribution systems. Mostly used as main- or sub-enclosure for structured network cabling systems in office environments. Also to be used in computer-rooms and small to medium sized data-centers. A lot of options for doors, side- and rear-panels, as well as many different accessories, make the use of the enclosure very flexible. The removable side- and rear-panels allow comfortable and easy access to the installed devices for maintenance from all sides of the cabinet. For active cooling, it is possible to install an optional fan-unit into the roof and/or floor. Due to demountable construction it is possible to bring them also into places with difficult access, e.g. basement or attic, narrow door-openings or spiral stairs.

### TECHNICAL DATA

- Welded powder-coated steel frame
- Heights: 15, 18, 22, 27, 32, 37, 42, 45 and 47 U
- Widths: 600 and 800 mm
- Depths: 600, 800, 900, 1.000 and 1.200 mm
- Demountable Parts:
  - Front Part: 105 mm
  - Rear Part: 105 mm
- Main Part welded:
  - D600: 390 mm
  - D800: 590 mm
  - D900: 690 mm
  - D1000: 790 mm
  - D1200: 990 mm
- Color: Door, rear- and sidepanels, roof- and floor-openings: light grey, RAL 7035. Frame: blue, RAL 5005
- Maximum load:
  - 15 – 22 U: 300 kg
  - 27 – 47 U: 400 kg
- Degree of protection: IP 30
- Doors with 4 mm thick safety glass with handsome swing handle. Prepared for half-cylinder type locks. Halfcylinder lock (Order-number: DV900333 / DV900335) optional available.
- Doors hinged right. Can be changed to hinging on left.
- Glass doors can be replaced by optional DSRT doors (full metal or perforated, full width or double-wing).
- Removeable and lockable side-panels. Key included. For better passive cooling, side-panels can be replaced by optional available perforated side-panels DSRS.
- Removeable and lockable rear-panel. Key included. Rear panel can be replaced by optional available DSRT doors (glass, full or perforated metal, full width or double-wing) or by perforated rear-panel DSRR.
- 19" rails (4 pcs.) galvanized, continuously depth-adjustable.

## TECHNICAL DATA – Continued

- In 800mm wide DSZ enclosures, you can choose to adjust the 19" rails to a width of 21" and 23".
- In 900, 1.000 and 1.200 mm deep DSZ enclosures, there is an additional pair of vertical rails installed in half depth. This allows installation of high depth accessories together with standard accessories at the same time.
- An adapter-set (DFSZDS01) can be installed to the middle rails, to support short accessories at the rear. Deep accessories can be supported in the middle.
- Space between front vertical 19"-rail and door glass at max. spacing:
 

W600:	43 mm
W800:	50 mm
- Space between rear vertical 19"-rail and rear panel at max. spacing:
 

W600:	45 mm
W800:	55 mm
- Maximum distance between front to rear of vertical rails (19"-rails):
 

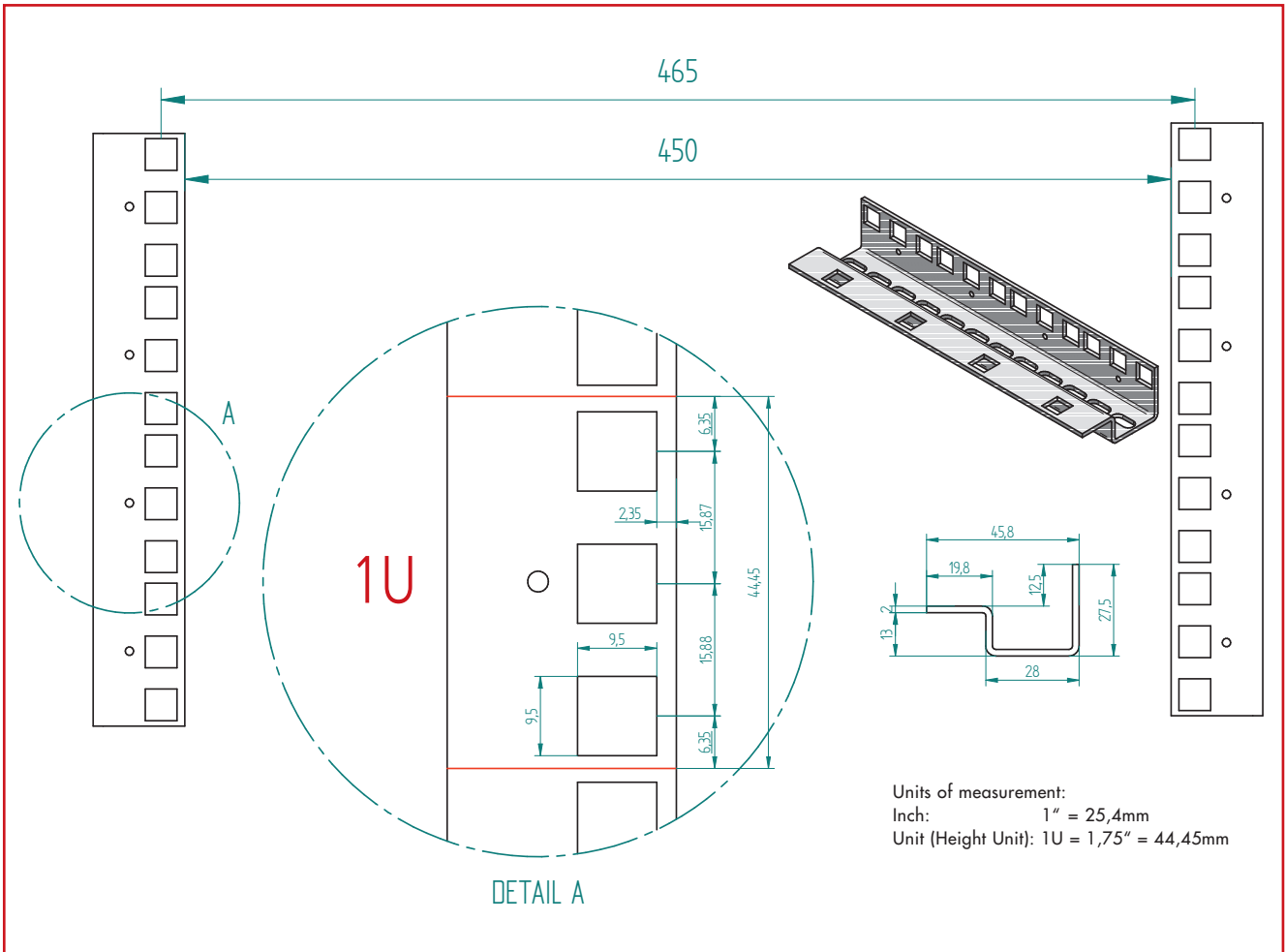
W600 x D600:	494 mm
W600 x D800:	694 mm
W600 x D900:	794 mm
W600 x D1000:	894 mm
W600 x D1200:	1094 mm
W800 x D600:	470 mm
W800 x D800:	670 mm
W800 x D900:	770 mm
W800 x D1000:	870 mm
W800 x D1200:	1070 mm
- Maximum usable depth in free-standing cabinets when installed e.g. on shelves:
 

D600:	575 mm
D800:	775 mm
D900:	875 mm
D1000:	975 mm
D1200:	1175 mm
- Spacing between vertical 19"-rails: 450 mm
- Roof construction with opening, 19" punched. Flexible covered by removable plates of different heights to allow installation of fan-units and cable-entry panels. Remaining opening can be closed again by use of one these formerly removed plates.
 

D600:	Opening: 8 U, Covering: 1 x 4 U and 2 x 2 U
D800:	Opening: 10 U, Covering: 2 x 4 U and 1 x 2 U
D900:	Opening: 12 U, Covering: 2 x 4 U and 2 x 2 U
D1000:	Opening: 12 U, Covering: 2 x 4 U and 2 x 2 U
D1200:	Opening: 12 U, Covering: 2 x 4 U and 2 x 2 U
- Floor construction with opening, 19" punched. Covered by removable plate in full height.
 










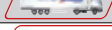





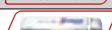




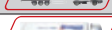


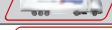

D600:	Opening: 8 U, Covering: 1 x 8 U
D800:	Opening: 10 U, Covering: 1 x 10 U
D900:	Opening: 12 U, Covering: 1 x 12 U
D1000:	Opening: 12 U, Covering: 1 x 12 U
D1200:	Opening: 12 U, Covering: 1 x 12 U
- Roof unit assemblies can also be fitted to floor section. Optional base required.
- Cable entry possible via roof, floor and rear panel. Delivered with demountable or break-out blanking plates.
- Brush strip panel for roof (DBK24800) optional.
- Air vents for passive ventilation.
- Earthing:
  - M8-Earthing point plus 19"-Earthingset in the rear of the cabinet
  - FastOn-Earthing-connections to all demountable parts pre-installed
- Included assembly materials:
  - 16 x Cage nuts, bolts and washers M6
  - 4 x Levelling feet
- Wide range of available accessories (bases, fan-units, cable entry panels, fixed shelves, patch panels, cable management, PDUs, doors, etc.).
- Enclosure is delivered fully-assembled on a disposable pallet.

## DRAWING OF THE VERTICAL 19"-PROFILE-RAILS




































































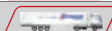
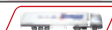





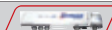



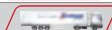

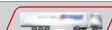
DESCRIPTION	W x H x D (mm)	WEIGHT (kg)	EAN-CODE	AVAILABLE	ORDER NO.
<b>FREESTANDING DATA-ENCLOSURE DEMOUNTABLE</b>					
42U Data-Enclosure demountable	600 x 1970 x 1200	111	9004840614398		DSZ426020
42U Data-Enclosure demountable	800 x 1970 x 800	97	9004840550955		<b>DSZ428080</b>
42U Data-Enclosure demountable	800 x 1970 x 1000	112	9004840550962		<b>DSZ428010</b>
42U Data-Enclosure demountable	800 x 1970 x 1200	123	9004840614367		<b>DSZ428020</b>
45U Data-Enclosure demountable	800 x 2105 x 800	102	9004840561371		DSZ458080
45U Data-Enclosure demountable	800 x 2105 x 1000	117	9004840561364		DSZ458010

## ACCESSORIES

DESCRIPTION	EAN-CODE	AVAILABLE	ORDER NO.
<b>FAN-UNITS</b>			
Roof-fan-unit, equipped with 6 fans and thermostat, RAL7035, 8U	9004840585506		<a href="#">DLT44806-A</a>
Roof-fan-unit, equipped with 3 fans and thermostat, RAL7035, 4U	9004840396362		<a href="#">DLT44803-A</a>
Roof-fan-unit, equipped with 2 fans and thermostat, RAL7035, 4U	9004840396355		<a href="#">DLT44802-A</a>
Roof-fan-unit, equipped with 1 fan and thermostat, RAL7035, 4U	9004840396348		<a href="#">DLT44801-A</a>
<b>CABLE-ENTRY-PANEL</b>			
Roof-cable-entry panel with brush, RAL7035, 2U	9004840231151		<a href="#">DBK24800</a>
<b>BASES</b>			
Base, pair of side-profiles, RAL7035, D=1.200mm	9004840614374		<a href="#">DSOT1220</a>
Base, pair of side-profiles, RAL7035, D=1.000mm	9004840396515		<a href="#">DSOT1210</a>
Base, pair of side-profiles, RAL7035, D=900mm	9004840396546		<a href="#">DSOT1290</a>
Base, pair of side-profiles, RAL7035, D=800mm	9004840396539		<a href="#">DSOT1280</a>
Base, pair of side-profiles, RAL7035, D=600mm	9004840396522		<a href="#">DSOT1260</a>
Base, pair of side-profiles, RAL7035, D=400mm	9004840647396		<a href="#">DSOT1240</a>
Base, front-/rear-panel, RAL7035, W=800mm, Blanking	9004840396423		<a href="#">DSOF1280</a>
Base, front-/rear-panel, RAL7035, W=800mm, Perforated	9004840396454		<a href="#">DSOF1281</a>
Base, front-/rear-panel, RAL7035, W=800mm, Cable-entry	9004840396478		<a href="#">DSOF1282</a>
Base, front-/rear-panel, RAL7035, W=800mm, Perforated with dust-filter	9004840396492		<a href="#">DSOF1283</a>
Base, front-/rear-panel, RAL7035, W=600mm, Blanking	9004840396430		<a href="#">DSOF1260</a>
Base, front-/rear-panel, RAL7035, W=600mm, Perforated	9004840396447		<a href="#">DSOF1261</a>
Base, front-/rear-panel, RAL7035, W=600mm, Cable-entry	9004840396461		<a href="#">DSOF1262</a>
Base, front-/rear-panel, RAL7035, W=600mm, Perforated with dust-filter	9004840396485		<a href="#">DSOF1263</a>
<b>CASTORS</b>			
Castors for DS-enclosures, 4 castors (2 braked), max 750 kg load	9004840504941		<a href="#">DSR00005-A</a>
<b>DOORS (REPLACEMENT OF STANDARD FRONT-GLAS-DOOR OR REAR-PANEL)</b>			
Door 42U, W=800mm, RAL7035, Metal perforated	9004840408096		<a href="#">DSRT4281</a>
Door 42U, W=800mm, RAL7035, Solid Metal	9004840408294		<a href="#">DSRT4282</a>
Door 42U, W=800mm, RAL7035, Glas	9004840408539		<a href="#">DSRT4283</a>
Double-wing-door 42U, W=800mm, RAL7035, Metall perforated	9004840621907		DSRT4285
Double-wing-door 42U, W=800mm, RAL7035, Solid-Metal	9004840621921		DSRT4286
Double-wing-door 42U, W=800mm, RAL7035, Glas	9004840621983		DSRT4287
Door 42U, W=600mm, RAL7035, Metal perforated	9004840408089		<a href="#">DSRT4261</a>
Door 42U, W=600mm, RAL7035, Solid Metal	9004840408287		<a href="#">DSRT4262</a>
Door 42U, W=600mm, RAL7035, Glas	9004840408522		DSRT4263
Double-wing-door 42U, W=600mm, RAL7035, Metall perforated	9004840621891		DSRT4265
Double-wing-door 42U, W=600mm, RAL7035, Solid-Metal	9004840621914		DSRT4266
Double-wing-door 42U, W=600mm, RAL7035, Glas	9004840621976		DSRT4267
Door 45U, W=800mm, RAL7035, Metal perforated	9004840408652		DSRT4581
Door 45U, W=800mm, RAL7035, Solid Metal	9004840417098		DSRT4582
Door 45U, W=800mm, RAL7035, Glas	9004840546408		DSRT4583
Double-wing-door 45U, W=800mm, RAL7035, Metall perforated	9004840621969		DSRT4585
Double-wing-door 45U, W=800mm, RAL7035, Solid-Metal	9004840621945		DSRT4586
Double-wing-door 45U, W=800mm, RAL7035, Glas	9004840622003		DSRT4587
Door 45U, W=600mm, RAL7035, Metal perforated	9004840408669		DSRT4561
Door 45U, W=600mm, RAL7035, Solid Metal	9004840622010		DSRT4562
Door 45U, W=600mm, RAL7035, Glas	9004840622027		DSRT4563
Double-wing-door 45U, W=600mm, RAL7035, Metall perforated	9004840621952		DSRT4565
Double-wing-door 45U, W=600mm, RAL7035, Solid-Metal	9004840621938		DSRT4566
Double-wing-door 45U, W=600mm, RAL7035, Glas	9004840621990		DSRT4567



DESCRIPTION	EAN-CODE	AVAILABLE	ORDER NO.
<b>PERFORATED PANELS (REPLACEMENT OF STANDARD FULL-METAL-PANELS)</b>			
Rear-panel perforated for DS, DSZ and DSS (IP30)-enclosures 42U, W=600mm, RAL7035	9004840621624		DSRR4261
Rear-panel perforated for DS, DSZ and DSS (IP30)-enclosures 42U, W=800mm, RAL7035	9004840621600		DSRR4281
Rear-panel perforated for DS, DSZ and DSS (IP30)-enclosures 45U, W=600mm, RAL7035	9004840621631		DSRR4561
Rear-panel perforated for DS, DSZ and DSS (IP30)-enclosures 45U, W=800mm, RAL7035	9004840621648		DSRR4581
<hr/>			
Side-panel perforated for DS, DSZ and DSS (IP30)-enclosures 42U, D=600mm, RAL7035	9004840621655		DSRS4261
Side-panel perforated for DS, DSZ and DSS (IP30)-enclosures 42U, D=800mm, RAL7035	9004840621617		DSRS4281
Side-panel perforated for DS, DSZ and DSS (IP30)-enclosures 42U, D=1.000mm, RAL7035	9004840621662		DSRS4211
Side-panel perforated for DS, DSZ and DSS (IP30)-enclosures 45U, D=600mm, RAL7035	9004840621686		DSRS4561
Side-panel perforated for DS, DSZ and DSS (IP30)-enclosures 45U, D=800mm, RAL7035	9004840621693		DSRS4581
Side-panel perforated for DS, DSZ and DSS (IP30)-enclosures 45U, D=1.000mm, RAL7035	9004840621679		DSRS4511
<hr/>			
<b>SWING-FRAME</b>			
Swing-Frame 19", 37U for DS-enclosure 42U, Width=800mm (DS4280xx-A)	9004840422184		HDSSON0024
<hr/>			
<b>SHELVES</b>			
Fixed shelf 150mm, RAL7035, 1U, Load up to 15kg, 2 mounting angles	9004840502077		DFS14815-C
Fixed shelf 250mm, RAL7035, 1U, Load up to 15kg, 2 mounting angles	9004840502060		DFS14825-C
Fixed shelf 350mm, RAL7035, 1U, Load up to 50kg, 4 mounting angles	9004840502091		DFS14835-C
Fixed shelf 450mm, RAL7035, 1U, Load up to 80kg, 4 mounting angles	9004840502121		DFS14845-C
Fixed shelf 550mm, RAL7035, 1U, Load up to 80kg, 4 mounting angles	9004840502138		DFS14855-C
Fixed shelf 650mm, RAL7035, 1U, Load up to 80kg, 4 mounting angles	9004840502152		DFS14865-C
Fixed shelf 750mm, RAL7035, 1U, Load up to 80kg, 4 mounting angles	9004840502176		DFS14875-C
<hr/>			
Fixed Low Profile shelf 150mm, RAL7035, 1U, Load up to 15kg, 2 mounting angles	9004840379228		DFS14815-A
Fixed Low Profile shelf 250mm, RAL7035, 1U, Load up to 20kg, 2 mounting angles	9004840379235		DFS14825-A
Fixed Low Profile shelf 350mm, RAL7035, 1U, Load up to 40kg, 4 mounting angles	9004840379242		DFS14835-A
Fixed Low Profile shelf 450mm, RAL7035, 1U, Load up to 40kg, 4 mounting angles	9004840379259		DFS14845-A
Fixed Low Profile shelf 550mm, RAL7035, 1U, Load up to 40kg, 4 mounting angles	9004840379266		DFS14855-A
Fixed Low Profile shelf 650mm, RAL7035, 1U, Load up to 40kg, 4 mounting angles	9004840379273		DFS14865-A
Fixed Low Profile shelf 750mm, RAL7035, 1U, Load up to 40kg, 4 mounting angles	9004840379280		DFS14875-A
<hr/>			
Fixed shelf 450mm, RAL7035, 1U, Heavy Duty, Load up to 150kg, 4 mounting angles	9004840470970		DFSS4845-A
Fixed shelf 550mm, RAL7035, 1U, Heavy Duty, Load up to 150kg, 4 mounting angles	9004840470963		DFSS4855-A
Fixed shelf 650mm, RAL7035, 1U, Heavy Duty, Load up to 150kg, 4 mounting angles	9004840470918		DFSS4865-A
Fixed shelf 750mm, RAL7035, 1U, Heavy Duty, Load up to 150kg, 4 mounting angles	9004840471007		DFSS4875-A
<hr/>			
Sliding shelf, D=350mm, RAL7035, 1U, Load up to 20kg, 4 mounting angles	9004840230550		DFA14835
Sliding shelf, D=450mm, RAL7035, 1U, Load up to 20kg, 4 mounting angles	9004840230567		DFA14845
Sliding shelf, D=550mm, RAL7035, 1U, Load up to 20kg, 4 mounting angles	9004840258905		DFA14855
Sliding shelf, D=650mm, RAL7035, 1U, Load up to 20kg, 4 mounting angles	9004840258912		DFA14865
<hr/>			
Sliding shelf for storage of documents, D=400mm, 2U	4016032195825		DFA24835
Sliding shelf for keyboard and mouse, D=350mm, RAL7035, 2U, lockable	9004840230581		DFK24837
Shelf holder set for middle 19"-rail for enclosure D=900/1000/1200mm	9004840652109		DFSZDS01
<hr/>			
<b>POWER DISTRIBUTION UNITS</b>			
19" Power Distribution Unit, 9x Schuko (German), ALU, 1U	9004840275674		IU070114
19" Power Distribution Unit, 8x Schuko (German) + On-/Off-Switch, ALU, 1U	9004840654738		IU070124
19" Power Distribution Unit, 8x Schuko (German), Overvoltage protection, ALU, 1U	9004840654745		IU070126
19" Power Distribution Unit, 6x Schuko (German), Overvoltage protection + filter, ALU, 1U	9004840655353		IU070118
19" Power Distribution Unit, 6x Schuko (German) with RCBO BO217516, ALU, 1U	9004840241570		IU070112
<hr/>			
19" Power Distribution Unit, 8x Schuko (German), PVC, 1.25U	9004840193855		IU070109
19" Power Distribution Unit, 7x Schuko (German) + On-/Off-Switch, PVC, 1.25U	9004840184891		IU070107-B
19" Power Distribution Unit, 7x Schuko (German), Overvoltage protection, PVC, 1.25U	9004840241860		IU070113

DESCRIPTION	EAN-CODE	AVAILABLE	ORDER NO.
<b>POWER DISTRIBUTION UNITS</b>			
19" Power Distribution Unit, 8x UTE (French), PVC, 1.25U	9004840223149		<a href="#">IU070110</a>
19" Power Distribution Unit, 7x UTE (French) + On-/Off-Switch, PVC, 1,25 U	9004840223156		IU070111
<b>CABLE MANAGEMENT</b>			
19" Cable-guide panel, 5 plastic rings, 1U, RAL7035	9004840230901		<a href="#">DBK14805</a>
19" Cable-guide panel, 5 metal rings, 1U, RAL7035	9004840521337		<a href="#">DBC14805</a>
19" Cable-guide panel with plastic cable-trunk, 1U, RAL7035	9004840408010		<a href="#">HDBS148051</a>
19" Cable-guide panel with plastic cable-trunk, 2U, RAL7035	9004840408034		<a href="#">HDBS148053</a>
19" Cable-guide panel for fixing of installationcable, 1U, RAL7035	9004840230598		<a href="#">DBO14200</a>
19" Cable-management panel 170x150mm for installation to 19" rails	9004840532272		<a href="#">DBO14201</a>
Cable-Organizer for vertical cable management, mount to 19"-rail, 80x80mm	9004840230956		<a href="#">DBKO8080</a>
Cable-guide vertical for 800mm wide DS enclosure 42U	9004840517477		<a href="#">DSKV4280</a>
Cable-guide vertical for 800mm wide DS enclosure 45U	9004840517484		DSKV4580
Back-to-back cable ties, 7.5m, W=16mm, Perforation 25cm, red	9004840650761		<a href="#">HSEKKBK25HR</a>
Back-to-back cable ties, 7.5m, W=16mm, Perforation 25cm, black	9004840650754		<a href="#">HSEKKBK25HS</a>
Cable-ties 100x2,5mm, 25 pcs., transparent	9004840509595		<a href="#">HSERZKB025</a>
<b>LIGHT</b>			
Light unit, Installation on 19"-rails, by magnet or screwing	9004840533316		<a href="#">DV900330-A</a>
Door-position switch (optional)	9004840245097		<a href="#">ASDSW010</a>
Adapter for installation of door-switch to a DS-/DSZ-/DSS(IP30) enclosure	9004840532302		<a href="#">DSADA001</a>
Cable for connection of door-switch to light-unit DV900330-A	9004840533323		<a href="#">DV900332</a>
<b>19" PATCHPANELS AND MODULES (PLEASE SEE ALSO OUR SCHRACK TOOLLESS LINE CATALOGUE)</b>			
TOOLLESS LINE Patchpanel empty for 24 modules, 19", 1U, RAL7035	9004840513233		<a href="#">HSER0240GS</a>
TOOLLESS LINE Patchpanel empty for 48 modules, 19", 2U, RAL7035	9004840585605		<a href="#">HSER0480GS</a>
TOOLLESS LINE DIN-rail adapter empty for 1 module	9004840628319		<a href="#">HSERH010GS</a>
TOOLLESS LINE Module RJ45 shielded, Cat.6a, ISO/IEC 11801 AMD2	9004840628104		<a href="#">HSEMRJ6GWA</a>
TOOLLESS LINE Module RJ45 shielded, Cat.6 De-embedded, Class Ea, 10GB	9004840507409		<a href="#">HSEMRJ6GWT</a>
TOOLLESS LINE Module RJ45 shielded, Class E	9004840517316		<a href="#">HSEMRJ6GWS</a>
TOOLLESS LINE Module RJ45 shielded, Category 5e	9004840520767		<a href="#">HSEMRJ5GWS</a>
TOOLLESS LINE Module RJ45 unshielded, Category 6	9004840513264		<a href="#">HSEMRJ6UWS</a>
TOOLLESS LINE Module RJ45 unshielded, Category 5e	9004840513257		<a href="#">HSEMRJ5UWS</a>
TOOLLESS LINE Module RJ45-RJ45 coupler, shielded, Category 6	9004840621099		<a href="#">HSEMRKRGWS</a>
TOOLLESS LINE Module Coax F-F coupler	9004840548143		<a href="#">HSEMRKFFWS</a>
TOOLLESS LINE Module FO empty for one LC-Duplex or one SC-Simplex coupler	9004840548952		<a href="#">HSEMRLLLWS</a>
<b>DIN-RAIL PANEL</b>			
19" DIN-rail panel 3U	9004840230574		<a href="#">DAB34810</a>
<b>POUCH</b>			
Pouch for circuit diagrams, self adhesive, A4	9004840248418		<a href="#">ASDRA400</a>
<b>HALFCYLINDERLOCK</b>			
Halfcylinderlock keyed EK 333 including 1 key	9004840164909		<a href="#">DV900333</a>
Key 333 for halfcylinderlock DV900333	9004840409222		<a href="#">DV900334</a>
Halfcylinderlock different keyed including 1 key	9004840662283		<a href="#">DV900335</a>
<b>CONNECTION-KIT</b>			
Connection-Kit for DS-Enclosures	9004840400489		<a href="#">DSRA0002</a>
<b>INSTALLATION-SET</b>			
19" Installation-set: 50 pcs. of M6 cagenuts, screws and washers	9004840448863		<a href="#">DSSRA050</a>

## SERVER-ENCLOSURE FREESTANDING, HEAVY DUTY, IP30, TYPE DSS



DSS

### APPLICATION

19"-Freestanding networking enclosure DSS are intended for installation of servers, UPS and data and telecommunication devices and their distribution systems. Mostly used in computer-rooms and datacenters, as well as a main- or sub-enclosure for structured network cabling systems in office environments. A lot of options for doors, side- and rear-panels, as well as many different accessories, make the use of the enclosure very flexible. The removable side- and rear-panels allow comfortable and easy access to the installed devices for maintenance from all sides of the cabinet. For active cooling, it is possible to install an optional fan-unit into the roof and/or floor. The enclosure come with special L-shaped 19"-verticals which are specially designed to fulfill the needs of server-installation. Maximum static load of 1.000kg allows safe installation of heavy equipment, like server, UPS, battery packs, etc.

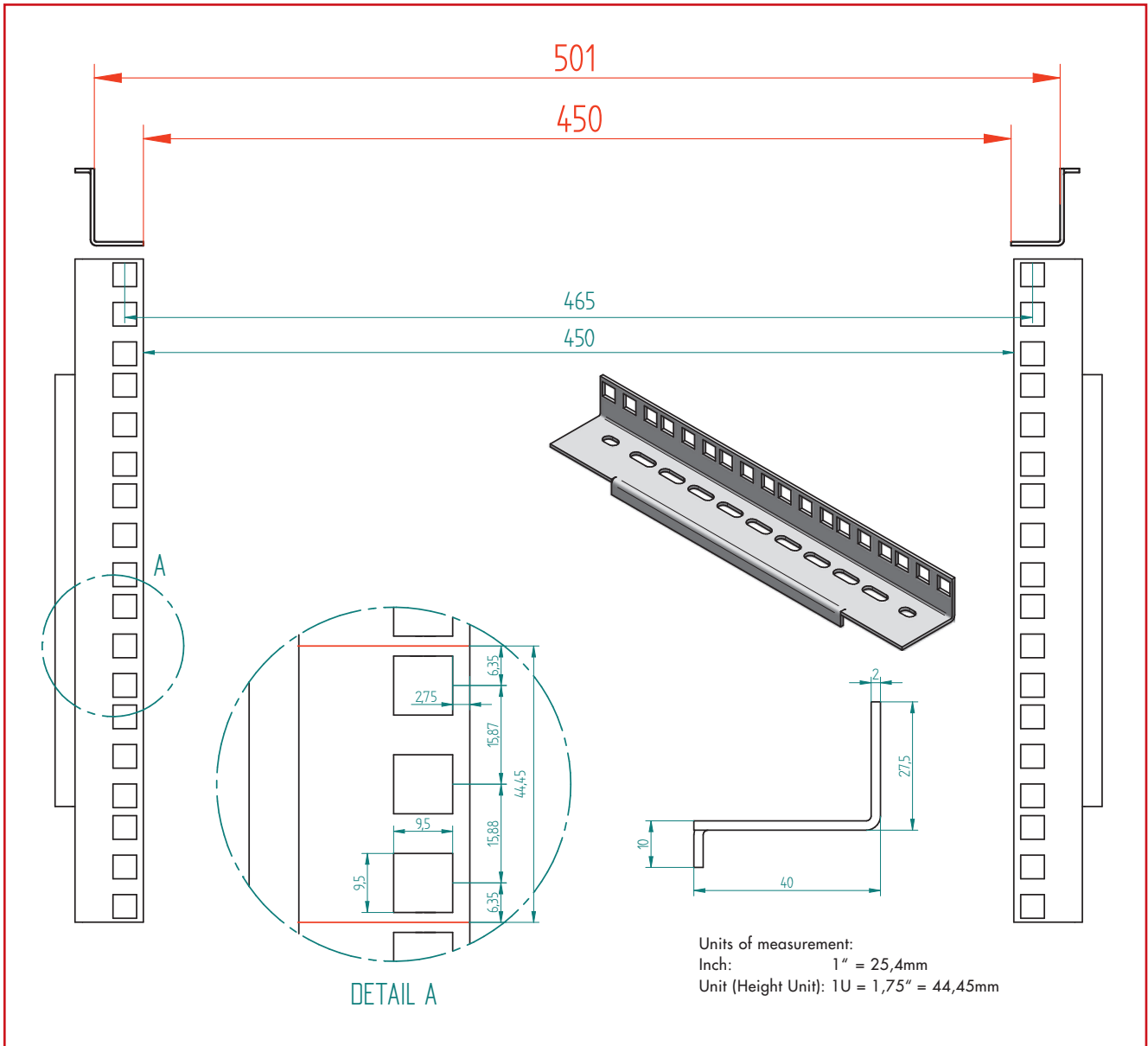
### TECHNICAL DATA



- Welded powder-coated steel frame 2,0 mm
- Heights: 42 and 45 U
- Widths: 600 and 800 mm
- Depths: 800 and 1.000 mm
- Color:
  - Door, rear- and sidepanels, roof- and floor-openings: light grey, RAL 7035
  - Frame: blue, RAL 5005
- Maximum static load: 1.000 kg
- Degree of protection: IP 30
- Doors with 4 mm thick safety glass with handsome swing handle. Prepared for half-cylinder type locks. Halfcylinder lock (Order-number: DV900333 / DV900335) optional available.
- Doors hinged right. Can be changed to hinging on left.
- Glass doors can be replaced by optional DSRT doors (full metal or perforated, full width or double-wing).
- Removeable and lockable side-panels. Key included. For better passive cooling, side-panels can be replaced by optional available perforated side-panels DSRS.
- Removeable and lockable rear-panel. Key included. Rear panel can be replaced by optional available DSRT doors (glass, full or perforated metal, full width or double-wing) or by perforated rear-panel DSRR.
- Included base pre-installed: Height = 120 mm  
Front- and rearpanel equipped with break-out blanking panels. 1x brush and 1x edge-protection for cable-entry included in mounting-set of the enclosure. Screwed connection to enclosure -> demountable.
- 19" rails (4 pcs.) galvanized, continuously depth-adjustable.
- In 800mm wide DSS enclosures, you can choose to adjust the 19" rails to a width of 21" and 23".
- In 1.000 mm deep DSS enclosures, there is an additional pair of vertical rails installed in half depth. This allows installation of high depth accessories together with standard accessories at the same time.
- An adapter-set (DFSZDS01) can be installed to the middle rails, to support short accessories at the rear. Deep accessories can be supported in the middle.

## TECHNICAL DATA – Continued















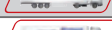




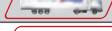

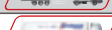




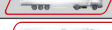





- Space between front vertical 19"-rail and door glass at max. spacing:
  - W600: 30 mm
  - W800: 50 mm
- Space between rear vertical 19"-rail and rear panel at max. spacing:
  - W600: 30 mm
  - W800: 55 mm
- Maximum distance between front to rear of vertical rails (19"-rails):
  - W600 x D800: 730 mm
  - W600 x D1000: 930 mm
  - W800 x D800: 670 mm
  - W800 x D1000: 870 mm
- Maximum usable depth in free-standing cabinets when installed e.g. on shelves:
  - D800: 775 mm
  - D1000: 975 mm
- Spacing between vertical 19"-rails: 450 mm
- Roof construction with opening, 19" punched. Flexible covered by removable plates of different heights to allow installation of fan-units and cable-entry panels. Remaining opening can be closed again by use of one these formerly removed plates.
  - D800: Opening: 10 U, Covering: 2 x 4 U and 1 x 2 U
  - D1000: Opening: 12 U, Covering: 2 x 4 U and 2 x 2 U
- Floor construction with opening, 19" punched. Covered by removable plate in full height.
  - D800: Opening: 10 U, Covering: 1 x 10 U
  - D1000: Opening: 12 U, Covering: 1 x 12 U
- Roof unit assemblies can also be fitted to floor section.
- Cable entry possible via roof, floor and rear panel. Delivered with demountable or break-out blanking plates.
- Brush strip panel for roof (DBK24800) optional.
- Air vents for passive ventilation.
- Earthing:
  - M8-Earthing point plus 19"-Earthingset in the rear of the cabinet
  - FastOn-Earthing-connections to all dismountable parts pre-installed
- Included assembly materials:
  - 16 x Cage nuts, bolts and washers M6
  - 4 x Levelling feet
  - 1 x brush
  - 1 x edge-protection for cable-entry
- Wide range of available accessories (bases, fan-units, cable entry panels, fixed shelves, patch panels, cable management, PDUs, doors, etc.).
- Enclosure is delivered fully-assembled on a disposable pallet.

## DRAWING OF THE VERTICAL 19"-PROFILE-RAILS



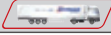




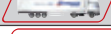

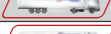







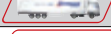












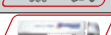




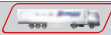




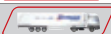




DESCRIPTION	W x H x D (mm)	EAN-CODE	AVAILABLE	ORDER NO.
<b>FREESTANDING SERVER-ENCLOSURE, HEAVY-DUTY, UP TO 1000 kg LOAD, IP30</b>				
42U Freestanding Server-Enclosure Heavy Duty IP30	600 x 2090 x 1000	9004840647419		DSS4260103
42U Freestanding Server-Enclosure Heavy Duty IP30	800 x 2090 x 800	9004840647402		<b>DSS4280803</b>
42U Freestanding Server-Enclosure Heavy Duty IP30	800 x 2090 x 1000	9004840647372		<b>DSS4280103</b>

## ACCESSORIES

DESCRIPTION	EAN-CODE	AVAILABLE	ORDER NO.
<b>FAN-UNITS</b>			
Roof-fan-unit, equipped with 6 fans and thermostat, RAL7035, 8U	9004840585506		<a href="#">DLT44806-A</a>
Roof-fan-unit, equipped with 3 fans and thermostat, RAL7035, 4U	9004840396362		<a href="#">DLT44803-A</a>
Roof-fan-unit, equipped with 2 fans and thermostat, RAL7035, 4U	9004840396355		<a href="#">DLT44802-A</a>
Roof-fan-unit, equipped with 1 fan and thermostat, RAL7035, 4U	9004840396348		<a href="#">DLT44801-A</a>
<b>CABLE-ENTRY-PANEL</b>			
Roof-cable-entry panel with brush, RAL7035, 2U	9004840231151		<a href="#">DBK24800</a>
<b>DOORS (REPLACEMENT OF STANDARD FRONT-GLAS-DOOR OR REAR-PANEL)</b>			
Door 42U, W=800mm, RAL7035, Metal perforated	9004840408096		<a href="#">DSRT4281</a>
Door 42U, W=800mm, RAL7035, Solid Metal	9004840408294		<a href="#">DSRT4282</a>
Door 42U, W=800mm, RAL7035, Glas	9004840408539		<a href="#">DSRT4283</a>
Double-wing-door 42U, W=800mm, RAL7035, Metall perforated	9004840621907		DSRT4285
Double-wing-door 42U, W=800mm, RAL7035, Solid-Metal	9004840621921		DSRT4286
Double-wing-door 42U, W=800mm, RAL7035, Glas	9004840621983		DSRT4287
Door 42U, W=600mm, RAL7035, Metal perforated	9004840408089		<a href="#">DSRT4261</a>
Door 42U, W=600mm, RAL7035, Solid Metal	9004840408287		<a href="#">DSRT4262</a>
Door 42U, W=600mm, RAL7035, Glas	9004840408522		DSRT4263
Double-wing-door 42U, W=600mm, RAL7035, Metall perforated	9004840621891		DSRT4265
Double-wing-door 42U, W=600mm, RAL7035, Solid-Metal	9004840621914		DSRT4266
Double-wing-door 42U, W=600mm, RAL7035, Glas	9004840621976		DSRT4267
<b>PERFORATED PANELS (REPLACEMENT OF STANDARD FULL-METAL-PANELS)</b>			
Rear-panel perforated for DS, DSZ and DSS (IP30)-enclosures 42U, W=600mm, RAL7035	9004840621624		DSRR4261
Rear-panel perforated for DS, DSZ and DSS (IP30)-enclosures 42U, W=800mm, RAL7035	9004840621600		DSRR4281
Side-panel perforated for DS, DSZ and DSS (IP30)-enclosures 42U, D=600mm, RAL7035	9004840621655		DSRS4261
Side-panel perforated for DS, DSZ and DSS (IP30)-enclosures 42U, D=800mm, RAL7035	9004840621617		DSRS4281
Side-panel perforated for DS, DSZ and DSS (IP30)-enclosures 42U, D=1.000mm, RAL7035	9004840621662		DSRS4211
<b>SHELVES</b>			
Fixed shelf 150mm, RAL7035, 1U, Load up to 15kg, 2 mounting angles	9004840502077		<a href="#">DFS14815-C</a>
Fixed shelf 250mm, RAL7035, 1U, Load up to 15kg, 2 mounting angles	9004840502060		<a href="#">DFS14825-C</a>
Fixed shelf 350mm, RAL7035, 1U, Load up to 50kg, 4 mounting angles	9004840502091		<a href="#">DFS14835-C</a>
Fixed shelf 450mm, RAL7035, 1U, Load up to 80kg, 4 mounting angles	9004840502121		<a href="#">DFS14845-C</a>
Fixed shelf 550mm, RAL7035, 1U, Load up to 80kg, 4 mounting angles	9004840502138		<a href="#">DFS14855-C</a>
Fixed shelf 650mm, RAL7035, 1U, Load up to 80kg, 4 mounting angles	9004840502152		<a href="#">DFS14865-C</a>
Fixed shelf 750mm, RAL7035, 1U, Load up to 80kg, 4 mounting angles	9004840502176		<a href="#">DFS14875-C</a>
Fixed Low Profile shelf 150mm, RAL7035, 1U, Load up to 15kg, 2 mounting angles	9004840379228		<a href="#">DFS14815-A</a>
Fixed Low Profile shelf 250mm, RAL7035, 1U, Load up to 20kg, 2 mounting angles	9004840379235		<a href="#">DFS14825-A</a>
Fixed Low Profile shelf 350mm, RAL7035, 1U, Load up to 40kg, 4 mounting angles	9004840379242		<a href="#">DFS14835-A</a>
Fixed Low Profile shelf 450mm, RAL7035, 1U, Load up to 40kg, 4 mounting angles	9004840379259		<a href="#">DFS14845-A</a>
Fixed Low Profile shelf 550mm, RAL7035, 1U, Load up to 40kg, 4 mounting angles	9004840379266		<a href="#">DFS14855-A</a>
Fixed Low Profile shelf 650mm, RAL7035, 1U, Load up to 40kg, 4 mounting angles	9004840379273		<a href="#">DFS14865-A</a>
Fixed Low Profile shelf 750mm, RAL7035, 1U, Load up to 40kg, 4 mounting angles	9004840379280		<a href="#">DFS14875-A</a>
Fixed shelf 450mm, RAL7035, 1U, Heavy Duty, Load up to 150kg, 4 mounting angles	9004840470970		<a href="#">DFSS4845-A</a>
Fixed shelf 550mm, RAL7035, 1U, Heavy Duty, Load up to 150kg, 4 mounting angles	9004840470963		<a href="#">DFSS4855-A</a>
Fixed shelf 650mm, RAL7035, 1U, Heavy Duty, Load up to 150kg, 4 mounting angles	9004840470918		<a href="#">DFSS4865-A</a>
Fixed shelf 750mm, RAL7035, 1U, Heavy Duty, Load up to 150kg, 4 mounting angles	9004840471007		<a href="#">DFSS4875-A</a>
Sliding shelf, D=350mm, RAL7035, 1U, Load up to 20kg, 4 mounting angles	9004840230550		<a href="#">DFA14835</a>
Sliding shelf, D=450mm, RAL7035, 1U, Load up to 20kg, 4 mounting angles	9004840230567		<a href="#">DFA14845</a>
Sliding shelf, D=550mm, RAL7035, 1U, Load up to 20kg, 4 mounting angles	9004840258905		<a href="#">DFA14855</a>
Sliding shelf, D=650mm, RAL7035, 1U, Load up to 20kg, 4 mounting angles	9004840258912		<a href="#">DFA14865</a>



DESCRIPTION	EAN-CODE	AVAILABLE	ORDER NO.
<b>SHELVES</b>			
Sliding shelf for storage of documents, D=400mm, 2U	4016032195825		<a href="#">DFA24835</a>
Sliding shelf for keyboard and mouse, D=350mm, RAL7035, 2U, lockable	9004840230581		<a href="#">DFK24837</a>
Shelf holder set for middle 19"-rail for enclosure D=900/1000/1200mm	9004840652109		<a href="#">DFSZDS01</a>
<b>POWER DISTRIBUTION UNITS</b>			
19" Power Distribution Unit, 9x Schuko (German), ALU, 1U	9004840275674		<a href="#">IU070114</a>
19" Power Distribution Unit, 8x Schuko (German) + On-/Off-Switch, ALU, 1U	9004840654738		<a href="#">IU070124</a>
19" Power Distribution Unit, 8x Schuko (German), Overvoltage protection, ALU, 1U	9004840654745		<a href="#">IU070126</a>
19" Power Distribution Unit, 6x Schuko (German), Overvoltage protection + filter, ALU, 1U	9004840655353		<a href="#">IU070118</a>
19" Power Distribution Unit, 6x Schuko (German) with RCBO BO217516, ALU, 1U	9004840241570		<a href="#">IU070112</a>
19" Power Distribution Unit, 8x Schuko (German), PVC, 1.25U	9004840193855		<a href="#">IU070109</a>
19" Power Distribution Unit, 7x Schuko (German) + On-/Off-Switch, PVC, 1.25U	9004840184891		<a href="#">IU070107-B</a>
19" Power Distribution Unit, 7x Schuko (German), Overvoltage protection, PVC, 1.25U	9004840241860		<a href="#">IU070113</a>
19" Power Distribution Unit, 8x UTE (French), PVC, 1.25U	9004840223149		<a href="#">IU070110</a>
19" Power Distribution Unit, 7x UTE (French) + On-/Off-Switch, PVC, 1,25 U	9004840223156		IU070111
<b>CABLE MANAGEMENT</b>			
19" Cable-guide panel, 5 plastic rings, 1U, RAL7035	9004840230901		<a href="#">DBK14805</a>
19" Cable-guide panel, 5 metal rings, 1U, RAL7035	9004840521337		<a href="#">DBC14805</a>
19" Cable-guide panel with plastic cable-trunk, 1U, RAL7035	9004840408010		<a href="#">HDBS148051</a>
19" Cable-guide panel with plastic cable-trunk, 2U, RAL7035	9004840408034		<a href="#">HDBS148053</a>
19" Cable-guide panel for fixing of installationcable, 1U, RAL7035	9004840230598		<a href="#">DBO14200</a>
19" Cable-management panel 170x150mm for installation to 19" rails	9004840532272		<a href="#">DBO14201</a>
Cable-Organizer for vertical cable management, mount to 19"-rail, 80x80mm	9004840230956		<a href="#">DBKO8080</a>
Back-to-back cable ties, 7.5m, W=16mm, Perforation 25cm, red	9004840650761		<a href="#">HSEKBK25HR</a>
Back-to-back cable ties, 7.5m, W=16mm, Perforation 25cm, black	9004840650754		<a href="#">HSEKBK25HS</a>
Cable-ties 100x2,5mm, 25 pcs., transparent	9004840509595		<a href="#">HSERZKB025</a>
<b>LIGHT</b>			
Light unit, Installation on 19"-rails, by magnet or screwing	9004840533316		<a href="#">DV900330-A</a>
Door-position switch (optional)	9004840245097		<a href="#">ASDSW010</a>
Adapter for installation of door-switch to a DS-/DSZ-/DSS(IP30) enclosure	9004840532302		<a href="#">DSADA001</a>
Cable for connection of door-switch to light-unit DV900330-A	9004840533323		<a href="#">DV900332</a>
<b>19" PATCHPANELS AND MODULES (PLEASE SEE ALSO OUR SCHRACK TOOLLESS LINE CATALOGUE)</b>			
TOOLLESS LINE Patchpanel empty for 24 modules, 19", 1U, RAL7035	9004840513233		<a href="#">HSER0240GS</a>
TOOLLESS LINE Patchpanel empty for 48 modules, 19", 2U, RAL7035	9004840585605		<a href="#">HSER0480GS</a>
TOOLLESS LINE DIN-rail adapter empty for 1 module	9004840628319		<a href="#">HSERH010GS</a>
TOOLLESS LINE Module RJ45 shielded, Cat.6A, ISO/IEC 11801 AMD2	9004840628104		<a href="#">HSEMRJ6GWA</a>
TOOLLESS LINE Module RJ45 shielded, Cat.6 De-embedded, Class Ea, 10GB	9004840507409		<a href="#">HSEMRJ6GWT</a>
TOOLLESS LINE Module RJ45 shielded, Class E	9004840517316		<a href="#">HSEMRJ6GWS</a>
TOOLLESS LINE Module RJ45 shielded, Category 5e	9004840520767		<a href="#">HSEMRJ5GWS</a>
TOOLLESS LINE Module RJ45 unshielded, Category 6	9004840513264		<a href="#">HSEMRJ6UWS</a>
TOOLLESS LINE Module RJ45 unshielded, Category 5e	9004840513257		<a href="#">HSEMRJ5UWS</a>
TOOLLESS LINE Module RJ45-RJ45 coupler, shielded, Category 6	9004840621099		<a href="#">HSEMRKRGWS</a>
TOOLLESS LINE Module Coax F-F coupler	9004840548143		<a href="#">HSEMRKFFWS</a>
TOOLLESS LINE Module FO empty for one LC-Duplex or one SC-Simplex coupler	9004840548952		<a href="#">HSEMRLLWS</a>
<b>DIN-RAIL PANEL</b>			
19" DIN-rail panel 3U	9004840230574		<a href="#">DAB34810</a>
<b>POUCH</b>			
Pouch for circuit diagrams, self adhesive, A4	9004840248418		<a href="#">ASDRA400</a>
<b>HALFCYLINDERLOCK</b>			
Halfcylinderlock keyed EK 333 including 1 key	9004840164909		<a href="#">DV900333</a>
Key 333 for halfcylinderlock DV900333	9004840409222		<a href="#">DV900334</a>
Halfcylinderlock different keyed including 1 key	9004840662283		<a href="#">DV900335</a>
<b>INSTALLATION-SET</b>			
19" Installation-set: 50 pcs. of M6 cagenuts, screws and washers	9004840448863		<a href="#">DSSRA050</a>

## DOORS AND PANELS FOR FREESTANDING DATA-ENCLOSURES TYPE DS, DSZ UND DSS (IP30)



DSRT



DSRT



DSRT



DSRT



DSRT



DSRT

### APPLICATION

All Doors are constructed for installation to SCHRACK free-standing Data-enclosures DS, DSZ and DSS (IP30). Doors can be installed in front as a replacement of the standard glass-door or in the rear instead of the rear-panel. Installation of door in the rear enables easier and quicker access to the backside of installed components for repair, maintenance or exchange.

Glassdoors to be used if it is necessary to look at installed components.






Solid Metaldoors if no view inside the cabinet shall be possible, e.g. in public areas.

Perforated Metaldoors for enhanced passive cooling of the installed active equipment.

Double-wing doors are used in case of limited space for opening of doors.

### TECHNICAL DATA

- Material:
  - Steel
  - Door glass: safety hardened, thickness 4 mm
- Color: Lightgrey RAL 7035
- IP protection: IP 30
- Comfort swinghandle prepared for halfcylinder-lock.
- Installation:
  - Front: Instead of standard glas-door
  - Rear: Instead of standard fullmetal rear-panel
- Hinges: 3 pcs. at 42U and 45U doors, opening angle: 170 degrees
- Hinging: Right. Quick and easy changing to hinging left.
- Supply includes all materials needed for installation in front or rear.

DESCRIPTION	EAN-CODE	AVAILABLE	ORDER NO.
<b>DOORS (REPLACEMENT OF STANDARD FRONT-GLAS-DOOR OR REAR-PANEL)</b>			
Door for DS, DSZ and DSS (IP30)-enclosures, 42U, W=800mm, Metal perforated	9004840408089		<a href="#">DSRT4281</a>
Door for DS, DSZ and DSS (IP30)-enclosures, 42U, W=800mm, Solid Metal	9004840408287		<a href="#">DSRT4282</a>
Door for DS, DSZ and DSS (IP30)-enclosures, 42U, W=800mm, Glas	9004840408522		<a href="#">DSRT4283</a>
Double-wing-door f. DS, DSZ a. DSS (IP30)-enclosures, 42U, W=800mm, Metall perforated	9004840621891		DSRT4285
Double-wing-door f. DS, DSZ a. DSS (IP30)-enclosures, 42U, W=800mm, Solid-Metal	9004840621914		DSRT4286
Double-wing-door f. DS, DSZ a. DSS (IP30)-enclosures, 42U, W=800mm, Glas	9004840621976		DSRT4287
<hr/>			
Door for DS, DSZ and DSS (IP30)-enclosures, 42U, W=600mm, Metal perforated	9004840408096		<a href="#">DSRT4261</a>
Door for DS, DSZ and DSS (IP30)-enclosures, 42U, W=600mm, Solid Metal	9004840408294		<a href="#">DSRT4262</a>
Door for DS, DSZ and DSS (IP30)-enclosures, 42U, W=600mm, Glas	9004840408539		DSRT4263
Double-wing-door f. DS, DSZ a. DSS (IP30)-enclosures, 42U, W=600mm, Metall perforated	9004840621907		DSRT4265
Double-wing-door f. DS, DSZ a. DSS (IP30)-enclosures, 42U, W=600mm, Solid-Metal	9004840621921		DSRT4266
Double-wing-door f. DS, DSZ a. DSS (IP30)-enclosures, 42U, W=600mm, Glas	9004840621983		DSRT4267
<hr/>			
Door for DS, DSZ and DSS (IP30)-enclosures, 45U, W=800mm, Metal perforated	9004840408669		DSRT4581
Door for DS, DSZ and DSS (IP30)-enclosures, 45U, W=800mm, Solid Metal	9004840622010		DSRT4582
Door for DS, DSZ and DSS (IP30)-enclosures, 45U, W=800mm, Glas	9004840622027		DSRT4583
Double-wing-door f. DS, DSZ a. DSS (IP30)-enclosures, 45U, W=800mm, Metall perforated	9004840621952		DSRT4585
Double-wing-door f. DS, DSZ a. DSS (IP30)-enclosures, 45U, W=800mm, Solid-Metal	9004840621938		DSRT4586
Double-wing-door f. DS, DSZ a. DSS (IP30)-enclosures, 45U, W=800mm, Glas	9004840621990		DSRT4587
<hr/>			
Door for DS, DSZ and DSS (IP30)-enclosures, 45U, W=600mm, Metal perforated	9004840408652		DSRT4561
Door for DS, DSZ and DSS (IP30)-enclosures, 45U, W=600mm, Solid Metal	9004840417098		DSRT4562
Door for DS, DSZ and DSS (IP30)-enclosures, 45U, W=600mm, Glas	9004840546408		DSRT4563
Double-wing-door f. DS, DSZ a. DSS (IP30)-enclosures, 45U, W=600mm, Metall perforated	9004840621969		DSRT4565
Double-wing-door f. DS, DSZ a. DSS (IP30)-enclosures, 45U, W=600mm, Solid-Metal	9004840621945		DSRT4566
Double-wing-door f. DS, DSZ a. DSS (IP30)-enclosures, 42U, W=600mm, Glas	9004840622003		DSRT4567
<hr/>			
<b>PERFORATED PANELS (REPLACEMENT OF STANDARD FULL-METAL-PANELS)</b>			
Rear-panel perforated for DS, DSZ and DSS (IP30)-enclosures 42U, W=600mm, RAL7035	9004840621624		DSRR4261
Rear-panel perforated for DS, DSZ and DSS (IP30)-enclosures 42U, W=800mm, RAL7035	9004840621600		DSRR4281
Rear-panel perforated for DS, DSZ and DSS (IP30)-enclosures 45U, W=600mm, RAL7035	9004840621631		DSRR4561
Rear-panel perforated for DS, DSZ and DSS (IP30)-enclosures 45U, W=800mm, RAL7035	9004840621648		DSRR4581
<hr/>			
Side-panel perforated for DS, DSZ and DSS (IP30)-enclosures 42U, D=600mm, RAL7035	9004840621655		DSRS4261
Side-panel perforated for DS, DSZ and DSS (IP30)-enclosures 42U, D=800mm, RAL7035	9004840621617		DSRS4281
Side-panel perforated for DS, DSZ and DSS (IP30)-enclosures 42U, D=1.000mm, RAL7035	9004840621662		DSRS4211
Side-panel perforated for DS, DSZ and DSS (IP30)-enclosures 45U, D=600mm, RAL7035	9004840621686		DSRS4561
Side-panel perforated for DS, DSZ and DSS (IP30)-enclosures 45U, D=800mm, RAL7035	9004840621693		DSRS4581
Side-panel perforated for DS, DSZ and DSS (IP30)-enclosures 45U, D=1.000mm, RAL7035	9004840621679		DSRS4511



## 19" SWINGFRAME FOR DS- AND DSZ-ENCLOSURES




HDSSON0024

### SCHRACK-INFO

- The swingframe HDSSON0024 can be installed into all DS- and DSZ-enclosures 42U with width=800mm.
- Useable height for installations: 37U
- Can be installed hinged left or right
- Maximum Load: 100kg

DESCRIPTION	EAN-CODE	AVAILABLE	ORDER NO.
19" swingframe 37U for DS- and DSZ-enclosures 42U, 800 wide	9004840422184		<b>HDSSON0024</b>

## BASE FOR ENCLOSURES DS, DSZ, DSI AND DSP



SOCKEL



DSOT1280



DSOF1280



DSOF1281



DSOF1282



DSOF1283



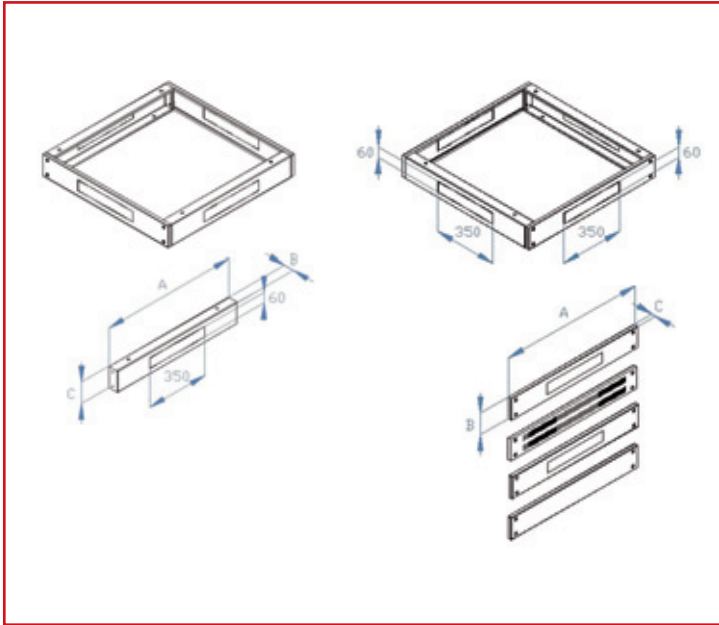
DSOS1200

### SCHRACK-INFO

The universal base is a modular system, made up of pairs of side profiles for various depths and front-/rear- panels. The pair of side profiles is the stable basis. Lateral cable entry is possible by knocking out the blank covers of the side profiles. The side profiles are completed by individually packed front- and rear- panels. The stabilisation set is screwed onto the base in the front and is used to prevent the enclosure from tipping over. It fits to all base dimensions.











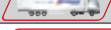




- Height: 120 mm
- Depths: 400, 600, 800, 900, 1.000 and 1.200 mm
- Widths: 600 and 800 mm
- Color: RAL 7035
- Maximum Load: 400 kg
- Suitable Enclosures: DS, DSZ, DSI, DSP
- Assembly material included.

## DIMENSIONS



	A/mm	B/mm	C/mm
DSOT1240	360	55	120
DSOT1260	560	55	120
DSOT1280	760	55	120
DSOT1290	860	55	120
DSOT1210	960	55	120
DSOT1220	1160	55	120

	A/mm	B/mm	C/mm
DSOF1260	600	120	20
DSOF1261	600	120	20
DSOF1262	600	120	20
DSOF1263	600	120	20
DSOF1280	800	120	20
DSOF1281	800	120	20
DSOF1282	800	120	20
DSOF1283	800	120	20

DESCRIPTION	EAN-CODE	AVAILABLE	ORDER NO.
Base, pair of side-profiles, RAL7035, D=1.200mm	9004840647396		<b>DSOT1220</b>
Base, pair of side-profiles, RAL7035, D=1.000mm	9004840396522		<b>DSOT1210</b>
Base, pair of side-profiles, RAL7035, D=900mm	9004840396539		<b>DSOT1290</b>
Base, pair of side-profiles, RAL7035, D=800mm	9004840396546		<b>DSOT1280</b>
Base, pair of side-profiles, RAL7035, D=600mm	9004840396515		<b>DSOT1260</b>
Base, pair of side-profiles, RAL7035, D=400mm	9004840614374		<b>DSOT1240</b>
Base, front-/rear-panel, RAL7035, W=800mm, Blanking	9004840396430		<b>DSOF1280</b>
Base, front-/rear-panel, RAL7035, W=800mm, Perforated	9004840396423		<b>DSOF1281</b>
Base, front-/rear-panel, RAL7035, W=800mm, Cable-entry	9004840396447		<b>DSOF1282</b>
Base, front-/rear-panel, RAL7035, W=800mm, Perforated with dust-filter	9004840396454		<b>DSOF1283</b>
Base, front-/rear-panel, RAL7035, W=600mm, Blanking	9004840396461		<b>DSOF1260</b>
Base, front-/rear-panel, RAL7035, W=600mm, Perforated	9004840396478		<b>DSOF1261</b>
Base, front-/rear-panel, RAL7035, W=600mm, Cable-entry	9004840396485		<b>DSOF1262</b>
Base, front-/rear-panel, RAL7035, W=600mm, Perforated with dust-filter	9004840396492		<b>DSOF1263</b>
Base, stabilisation set	9004840396508		<b>DSOS1200</b>



## DATA-ENCLOSURE FREESTANDING IP54, TYPE DSI



DSI



DSI



DSI

### APPLICATION

19"-Networking enclosures DSI with higher protection IP54 are intended for installation of data and telecommunication devices and their distribution systems. Special protected construction for rough, dusty environments. Frequently used, if installed equipment is worth to be especially protected and/or equipment needs special protection due to environmental conditions (dust, humidity, clima-control-cooling), e.g. if installed in basement, attic, production sites, warehouses, etc.. The removable side- and rear-panels allow comfortable and easy access to the installed devices for maintenance from all sides of the cabinet. For active cooling, it is possible to install a clima control cooling unit on the roof.

### TECHNICAL DATA

- Steel sheet
- Heights: 1.970 mm (42U), optional: 1.300 mm (27U), 1.525 mm (32U), 1.750 mm (37U), 2.105 mm (45U)
- Widths: 600 and 800 mm
- Depths: 600, 800 and 1.000 mm
- Color:
  - Door, rear- and sidepanels, roof- and floor-openings: light grey, RAL 7035
  - Frame: blue, RAL 5005
- Maximum load: 400 kg
- Degree of protection: IP 54
  - All doors, rear- and sidepanels, roof- and floor-openings are sealed, which ensures protection against dust and humidity.
  - Enclosure is without perforation for ventilation.
- Cooling:
  - Passive cooling by sharing heat with environment via chassis.
  - Active cooling by optional IP20 roof-fan-units DLT4480x-A.
  - Active cooling by optional roof cooling-units DLT1.
- Rear- and sidepanels: Fixed to frame by screws. Demountable.
- Cable Entry: Flange 300x100mm in floor and roof. Covered by a sealed and screwed blanking panel. Method of cable entry into the enclosure must correspond to requested IP protection level against dust and humidity.
- Roof construction with 19" punching (8U) for installation of optional roof-fan-unit DLT4480x-A or installation of optional cooling-units DLT1. At delivery the opening comes covered by a sealed and screwed blanking panel.
- Earthing:
  - M8-Earthing point plus 19"-Earthingset in the rear of the cabinet.
  - FastOn-Earthingconnections to all dismountable parts pre-installed.
- Front-Glasdoor with 4mm thick safety glass, RAL7035. Three-point-locking with swinghandle and halfcylinder (different keyed). Halfcylinder can be changed. Door can be opened 180°. Hinged right. Door cannot be changed to left hinging.



## TECHNICAL DATA – Continued

- Available upon request:
  - Enclosure with Frontdoor Glass, hinged left
  - Enclosure with Frontdoor Fullmetall, hinged right or left
  - Enclosure with Reardoor Glass, hinged right or left
  - Enclosure with Reardoor Fullmetall, hinged right or left
- 19" rails (4 pcs.) galvanized, continuously depth-adjustable.
- In 800mm wide DSI enclosures, you can choose to adjust the 19" rails to a width of 21" or 23".
- In 1.000 mm deep DSI enclosures there is an additional pair of vertical rails installed in half depth. This makes installation of high depth accessories together with standard accessories at the same time possible.
- An adapter-set (DFSZDS01) can be installed to the middle rails, to support short accessories at the rear. Deep accessories can be supported in the middle.
- Space between front vertical 19"-rail and door glass at max. spacing:
 

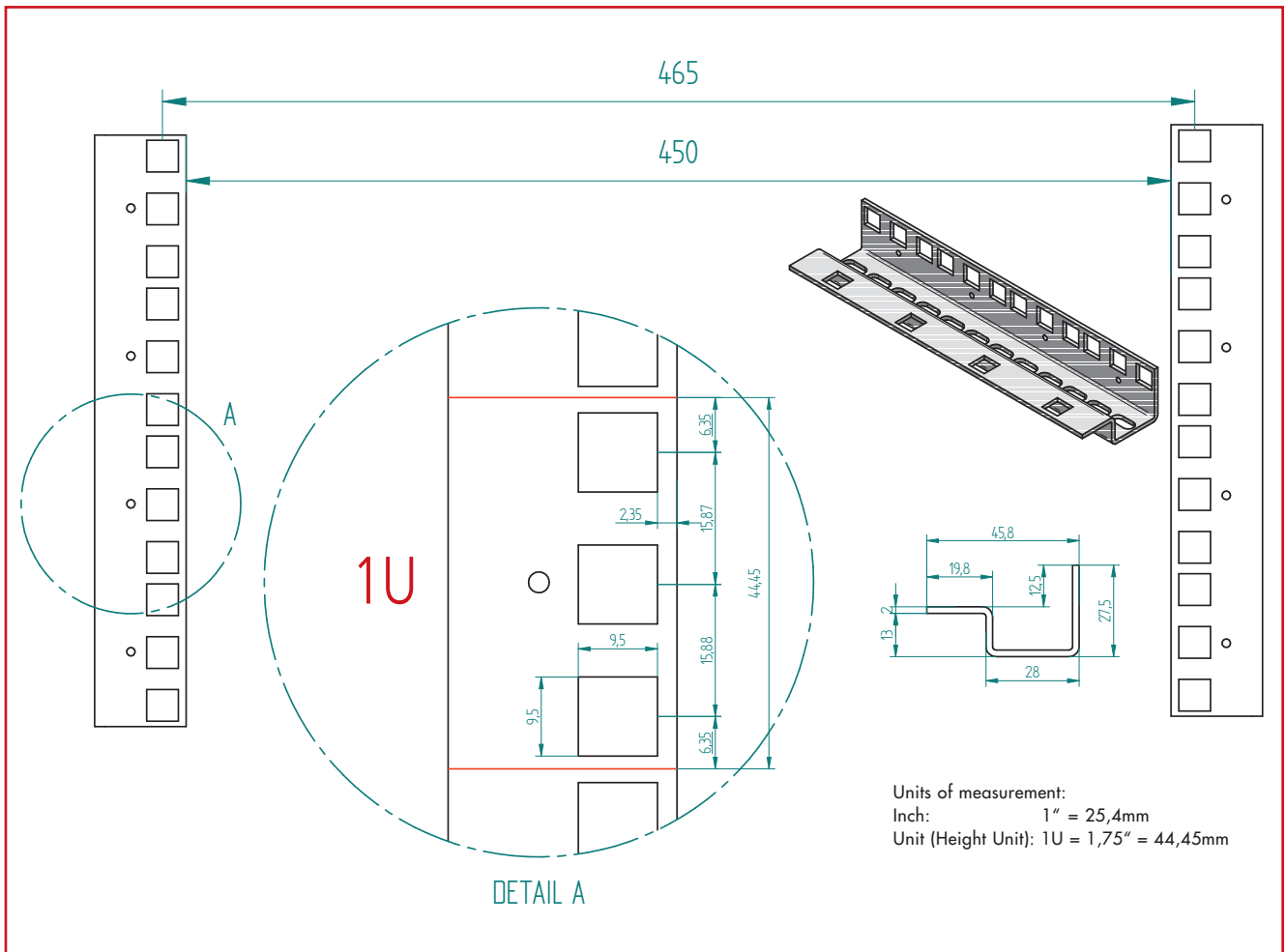
W600:	35 mm
W800:	50 mm
- Space between rear vertical 19"-rail and rear panel at max. spacing:
 

W600:	37 mm
W800:	55 mm
- Maximum distance between vertical rails (19"-rails) in free-standing cabinets:
 

W600 x D600:	510 mm
W600 x D800:	710 mm
W600 x D1000:	910 mm
W800 x D600:	470 mm
W800 x D800:	670 mm
W800 x D1000:	870 mm
- Maximum usable depth in free-standing cabinets when installed e.g. on shelves:
 













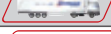
















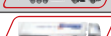

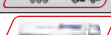





D600:	575 mm
D800:	775 mm
D1000:	975 mm
- Spacing between vertical 19"-rails: 450 mm
- Included assembly materials:
  - 16 x Cage nuts, bolts and washers M6.
  - 4 x Levelling feet.
- Wide range of available accessories (base, fan-units, clima-control units, fixed shelves, patch panels, cable management, PDUs, etc.).
- Enclosure is delivered fully-assembled on a disposable pallet.

















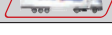










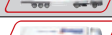



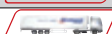







## DRAWING OF THE VERTICAL 19"-PROFILE-RAILS



DESCRIPTION	W x H x D (mm)	EAN-CODE	AVAILABLE	ORDER NO.
<b>FREESTANDING DATA-ENCLOSURE IP54</b>				
42U Freestanding Data-Enclosure IP54	800 x 1.970 x 800	9004840628944		<a href="#">DSI428080</a>
42U Freestanding Data-Enclosure IP54	800 x 1.970 x 1.000	9004840628951		<a href="#">DSI428010</a>
42U Freestanding Data-Enclosure IP54	600 x 1.970 x 600	9004840628968		DSI426060
42U Freestanding Data-Enclosure IP54	600 x 1.970 x 1.000	9004840628975		DSI426010

## ACCESSORIES

DESCRIPTION	EAN-CODE	AVAILABLE	ORDER NO.
<b>CLIMA CONTROLS</b>			
Cooling Unit for roof installation, Cooling capacity = 2.000W, 860m <sup>3</sup> /h	9004840628890		DLT12020
Cooling Unit for roof installation, Cooling capacity = 1.400W, 575m <sup>3</sup> /h	9004840628883		DLT11420
<b>FAN-UNITS</b>			
Roof-fan-unit, equipped with 6 fans and thermostat, RAL7035, 8U	9004840585506		DLT44806-A
Roof-fan-unit, equipped with 3 fans and thermostat, RAL7035, 4U	9004840396362		DLT44803-A
Roof-fan-unit, equipped with 2 fans and thermostat, RAL7035, 4U	9004840396355		DLT44802-A
Roof-fan-unit, equipped with 1 fan and thermostat, RAL7035, 4U	9004840396348		DLT44801-A
<b>BLINDCOVER</b>			
Blindcover 4U for covering of opening if 4U fan-unit is used	9004840230871		DBO14804
<b>DUSTFILTER</b>			
Dustfilter with grille 120x120mm for one fan	9004840367539		HDLTFI01
<b>BASES</b>			
Base, pair of side-profiles, RAL7035, D=1.000mm	9004840396522		DSOT1210
Base, pair of side-profiles, RAL7035, D=800mm	9004840396546		DSOT1280
Base, pair of side-profiles, RAL7035, D=600mm	9004840396515		DSOT1260
Base, front-/rear-panel, RAL7035, W=800mm, Blanking	9004840396430		DSOF1280
Base, front-/rear-panel, RAL7035, W=800mm, Cable-entry	9004840396447		DSOF1282
Base, front-/rear-panel, RAL7035, W=800mm, Perforated with dust-filter	9004840396454		DSOF1283
Base, front-/rear-panel, RAL7035, W=600mm, Blanking	9004840396461		DSOF1260
Base, front-/rear-panel, RAL7035, W=600mm, Cable-entry	9004840396485		DSOF1262
Base, front-/rear-panel, RAL7035, W=600mm, Perforated with dust-filter	9004840396492		DSOF1263
<b>SHELVES</b>			
Fixed shelf 150mm, RAL7035, 1U, Load up to 15kg, 2 mounting angles	9004840502077		DFS14815-C
Fixed shelf 250mm, RAL7035, 1U, Load up to 15kg, 2 mounting angles	9004840502060		DFS14825-C
Fixed shelf 350mm, RAL7035, 1U, Load up to 50kg, 4 mounting angles	9004840502091		DFS14835-C
Fixed shelf 450mm, RAL7035, 1U, Load up to 80kg, 4 mounting angles	9004840502121		DFS14845-C
Fixed shelf 550mm, RAL7035, 1U, Load up to 80kg, 4 mounting angles	9004840502138		DFS14855-C
Fixed shelf 650mm, RAL7035, 1U, Load up to 80kg, 4 mounting angles	9004840502152		DFS14865-C
Fixed shelf 750mm, RAL7035, 1U, Load up to 80kg, 4 mounting angles	9004840502176		DFS14875-C
Fixed Low Profile shelf 150mm, RAL7035, 1U, Load up to 15kg, 2 mounting angles	9004840379228		DFS14815-A
Fixed Low Profile shelf 250mm, RAL7035, 1U, Load up to 20kg, 2 mounting angles	9004840379235		DFS14825-A
Fixed Low Profile shelf 350mm, RAL7035, 1U, Load up to 40kg, 4 mounting angles	9004840379242		DFS14835-A
Fixed Low Profile shelf 450mm, RAL7035, 1U, Load up to 40kg, 4 mounting angles	9004840379259		DFS14845-A
Fixed Low Profile shelf 550mm, RAL7035, 1U, Load up to 40kg, 4 mounting angles	9004840379266		DFS14855-A
Fixed Low Profile shelf 650mm, RAL7035, 1U, Load up to 40kg, 4 mounting angles	9004840379273		DFS14865-A
Fixed Low Profile shelf 750mm, RAL7035, 1U, Load up to 40kg, 4 mounting angles	9004840379280		DFS14875-A
Fixed shelf 450mm, RAL7035, 1U, Heavy Duty, Load up to 150kg, 4 mounting angles	9004840470970		DFSS4845-A
Fixed shelf 550mm, RAL7035, 1U, Heavy Duty, Load up to 150kg, 4 mounting angles	9004840470963		DFSS4855-A
Fixed shelf 650mm, RAL7035, 1U, Heavy Duty, Load up to 150kg, 4 mounting angles	9004840470918		DFSS4865-A
Fixed shelf 750mm, RAL7035, 1U, Heavy Duty, Load up to 150kg, 4 mounting angles	9004840471007		DFSS4875-A
Sliding shelf, D=350mm, RAL7035, 1U, Load up to 20kg, 4 mounting angles	9004840230550		DFA14835
Sliding shelf, D=450mm, RAL7035, 1U, Load up to 20kg, 4 mounting angles	9004840230567		DFA14845
Sliding shelf, D=550mm, RAL7035, 1U, Load up to 20kg, 4 mounting angles	9004840258905		DFA14855
Sliding shelf, D=650mm, RAL7035, 1U, Load up to 20kg, 4 mounting angles	9004840258912		DFA14865

DESCRIPTION	EAN-CODE	AVAILABLE	ORDER NO.
<b>SHELVES</b>			
Sliding shelf for storage of documents, D=400mm, 2U	4016032195825		<a href="#">DFA24835</a>
Sliding shelf for keyboard and mouse, D=350mm, RAL7035, 2U, lockable	9004840230581		<a href="#">DFK24837</a>
Shelf holder set for middle 19"-rail for enclosure D=900/1000/1200mm	9004840652109		<a href="#">DFSZDS01</a>
<b>POWER DISTRIBUTION UNITS</b>			
19" Power Distribution Unit, 9x Schuko (German), ALU, 1U	9004840275674		<a href="#">IU070114</a>
19" Power Distribution Unit, 8x Schuko (German) + On-/Off-Switch, ALU, 1U	9004840654738		<a href="#">IU070124</a>
19" Power Distribution Unit, 8x Schuko (German), Overvoltage protection, ALU, 1U	9004840654745		<a href="#">IU070126</a>
19" Power Distribution Unit, 6x Schuko (German), Overvoltage protection + filter, ALU, 1U	9004840655353		<a href="#">IU070118</a>
19" Power Distribution Unit, 6x Schuko (German) with RCBO BO217516, ALU, 1U	9004840241570		<a href="#">IU070112</a>
19" Power Distribution Unit, 8x Schuko (German), PVC, 1.25U	9004840193855		<a href="#">IU070109</a>
19" Power Distribution Unit, 7x Schuko (German) + On-/Off-Switch, PVC, 1.25U	9004840184891		<a href="#">IU070107-B</a>
19" Power Distribution Unit, 7x Schuko (German), Overvoltage protection, PVC, 1.25U	9004840241860		<a href="#">IU070113</a>
19" Power Distribution Unit, 8x UTE (French), PVC, 1.25U	9004840223149		<a href="#">IU070110</a>
19" Power Distribution Unit, 7x UTE (French) + On-/Off-Switch, PVC, 1,25 U	9004840223156		IU070111
<b>CABLE MANAGEMENT</b>			
19" Cable-guide panel, 5 plastic rings, 1U, RAL7035	9004840230901		<a href="#">DBK14805</a>
19" Cable-guide panel, 5 metal rings, 1U, RAL7035	9004840521337		<a href="#">DBC14805</a>
19" Cable-guide panel with plastic cable-trunk, 1U, RAL7035	9004840408010		<a href="#">HDBS148051</a>
19" Cable-guide panel with plastic cable-trunk, 2U, RAL7035	9004840408034		<a href="#">HDBS148053</a>
19" Cable-guide panel for fixing of installationcable, 1U, RAL7035	9004840230598		<a href="#">DBO14200</a>
19" Cable-management panel 170x150mm for installation to 19" rails	9004840532272		<a href="#">DBO14201</a>
Cable-Organizer for vertical cable management, mount to 19"-rail, 80x80mm	9004840230956		<a href="#">DBK08080</a>
Back-to-back cable ties, 7.5m, W=16mm, Perforation 25cm, red	9004840650761		<a href="#">HSEKKB25HR</a>
Back-to-back cable ties, 7.5m, W=16mm, Perforation 25cm, black	9004840650754		<a href="#">HSEKKB25HS</a>
Cable-ties 100x2,5mm, 25 pcs., transparent	9004840509595		<a href="#">HSERZKB025</a>
<b>LIGHT</b>			
Light unit, Installation on 19"-rails, by magnet or screwing	9004840533316		<a href="#">DV900330-A</a>
Door-position switch (optional)	9004840245097		<a href="#">ASDSW010</a>
Cable for connection of door-switch to light-unit DV900330-A	9004840533323		<a href="#">DV900332</a>
<b>19" PATCHPANELS AND MODULES (PLEASE SEE ALSO OUR SCHRACK TOOLLESS LINE CATALOGUE)</b>			
TOOLLESS LINE Patchpanel empty for 24 modules, 19", 1U, RAL7035	9004840513233		<a href="#">HSER0240GS</a>
TOOLLESS LINE Patchpanel empty for 48 modules, 19", 2U, RAL7035	9004840585605		<a href="#">HSER0480GS</a>
TOOLLESS LINE DIN-rail adapter empty for 1 module	9004840628319		<a href="#">HSERH010GS</a>
TOOLLESS LINE Module RJ45 shielded, Cat.6a, ISO/IEC 11801 AMD2	9004840628104		<a href="#">HSEMRJ6GWA</a>
TOOLLESS LINE Module RJ45 shielded, Cat.6 De-embedded, Class E <sub>a</sub> , 10GB	9004840507409		<a href="#">HSEMRJ6GWT</a>
TOOLLESS LINE Module RJ45 shielded, Class E	9004840517316		<a href="#">HSEMRJ6GWS</a>
TOOLLESS LINE Module RJ45 shielded, Category 5e	9004840520767		<a href="#">HSEMRJ5GWS</a>
TOOLLESS LINE Module RJ45 unshielded, Category 6	9004840513264		<a href="#">HSEMRJ6UWS</a>
TOOLLESS LINE Module RJ45 unshielded, Category 5e	9004840513257		<a href="#">HSEMRJ5UWS</a>
TOOLLESS LINE Module RJ45-RJ45 coupler, shielded, Category 6	9004840621099		<a href="#">HSEMRKR6WS</a>
TOOLLESS LINE Module Coax F-F coupler	9004840548143		<a href="#">HSEMRKFFWS</a>
TOOLLESS LINE Module FO empty for one LC-Duplex or one SC-Simplex coupler	9004840548952		<a href="#">HSEMRLLLWS</a>
<b>DIN-RAIL PANEL</b>			
19" DIN-rail panel 3U	9004840230574		<a href="#">DAB34810</a>
<b>POUCH</b>			
Pouch for circuit diagrams, self adhesive, A4	9004840248418		<a href="#">ASDRA400</a>
<b>INSTALLATION-SET</b>			
19" Installation-set: 50 pcs. of M6 cagenuts, screws and washers	9004840448863		<a href="#">DSSRA050</a>

## SERVER-ENCLOSURE FREESTANDING, HEAVY DUTY, IP54, TYPE DSS



DSS

### APPLICATION

19"-Networking enclosure DSS with higher protection IP54 are intended for installation of servers, UPS and data and telecommunication devices and their distribution systems. Mostly used in computer-rooms and datacenters, if active cooling by roof-clima-control-units is required. Also used as a main- or sub-enclosure for structured network cabling systems in office and also rough and dusty environments. Frequently used, if installed equipment is worth to be especially protected and/or equipment needs special protection due to environmental conditions (dust, humidity, clima-control-cooling), e.g. if installed in basement, attic, production sites, warehouses, etc..The removable side- and rear-panels allow comfortable and easy access to the installed devices for maintenance from all sides of the cabinet. For active cooling, it is possible to install a clima-control-unit onto the roof. The enclosure come with special L-shaped 19"-verticals which are specially designed to fullfill the needs of server-installation. Maximum static load of 1.000kg allows safe installation of heavy equipment, like servers, UPS, battery packs, etc.

### TECHNICAL DATA

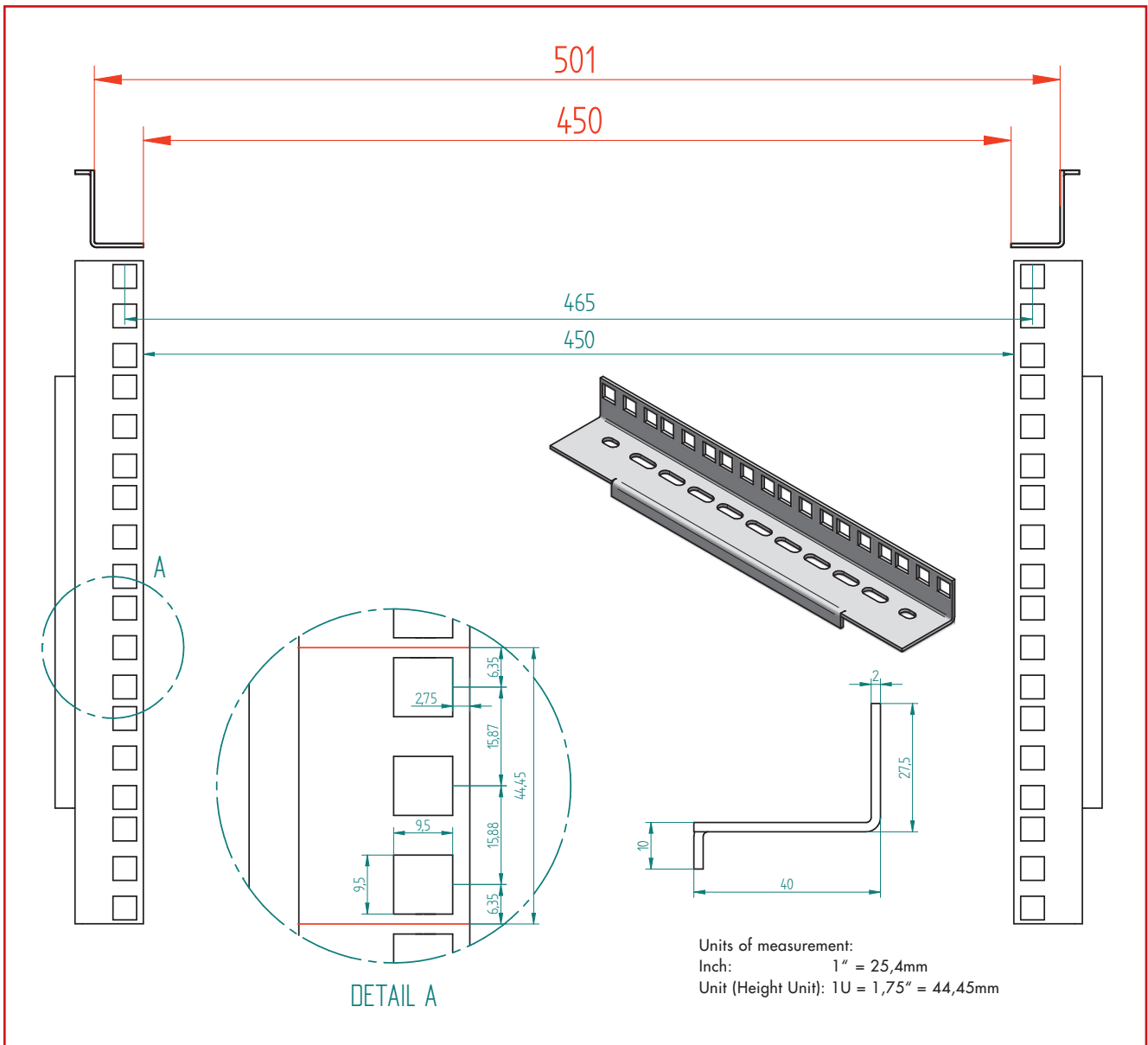
- Welded powder-coated steel frame 2,0 mm
- Heights: 42 and 45 U
- Widths: 600 and 800 mm
- Depths: 800 and 1.000 mm
- Color:
  - Door, rear- and sidepanels, roof- and floor-openings: light grey, RAL 7035
  - Frame: blue, RAL 5005
- Maximum static load: 1.000 kg
- Degree of protection: IP 54
  - All doors, rear- and sidepanels, roof- and floor-openings are sealed, which ensures protection against dust and humidity.
  - Enclosure is without perforation for ventilation.
- Cooling:
  - Passive cooling by sharing heat with environment via chassis.
  - Active cooling by optional IP20 roof-fan-units DLT4480x-A.
  - Active cooling by optional roof cooling-units DLTI.
- Rear- and sidepanels: Fixed to frame by screws. Demountable.
- Cable Entry: Flange 300x100m in floor and roof. Covered by a sealed and screwed blanking panel. Method of cable entry into the enclosure must correspond to requested IP protection level against dust and humidity.
- Roof construction with 19" punching (8U) for installation of optional roof-fan-unit DLT4480x-A or installation of optional cooling-units DLTI. At delivery the opening comes covered by a sealed and screwed blanking panel.
- Earthing:
  - M8-Earthing point plus 19"-Earthingset in the rear of the cabinet.
  - FastOn-Earthingconnections to all dismountable parts pre-installed.

## TECHNICAL DATA – Continued

- Front-Glasdoor with 4mm thick safety glass, RAL7035. Three-point-locking with swinghandle and halfcylinder (different keyed). Halfcylinder can be changed. Door can be opened 180°. Hinged right. Door cannot be changed to left hinging.
- Available upon request:
  - Enclosure with Frontdoor Glass, hinged left
  - Enclosure with Frontdoor Fullmetall, hinged right or left
  - Enclosure with Reardoor Glass, hinged right or left
  - Enclosure with Reardoor Fullmetall, hinged right or left
- Included base pre-installed: Height = 120 mm  
Front- and rearpanel equipped with break-out blanking panels. 1x brush and 1x edge-protection for cable-entry included in mounting-set of the enclosure. Screwed connection to enclosure -> demountable.
- 19" rails (4 pcs.) galvanized, continuously depth-adjustable.
- In 800mm wide DSS enclosures, you can choose to adjust the 19" rails to a width of 21" and 23".
- In 1.000 mm deep DSS enclosures, there is an additional pair of vertical rails installed in half depth. This allows installation of high depth accessories together with standard accessories at the same time.
- An adapter-set (DFSZDS01) can be installed to the middle rails, to support short accessories at the rear. Deep accessories can be supported in the middle.
- Space between front vertical 19"-rail and door glass at max. spacing:
  - W600: 30 mm
  - W800: 50 mm
- Space between rear vertical 19"-rail and rear panel at max. spacing:
  - W600: 30 mm
  - W800: 55 mm
- Maximum distance between front to rear of vertical rails (19"-rails):
  - W600 x D800: 730 mm
  - W600 x D1000: 930 mm
  - W800 x D800: 670 mm
  - W800 x D1000: 870 mm
- Maximum usable depth in free-standing cabinets when installed e.g. on shelves:
  - D800: 775 mm
  - D1000: 975 mm
- Spacing between vertical 19"-rails: 450 mm
- Included assembly materials:
  - 16 x Cage nuts, bolts and washers M6
  - 4 x Levelling feet
  - 1x brush
  - 1x edge-protection for cable-entry
- Wide range of available accessories (bases, fan-units, clima-control-units, patch panels, cable management, PDUs, etc.).
- Enclosure is delivered fully-assembled on a disposable pallet.










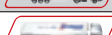






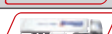










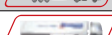



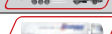





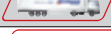








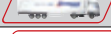




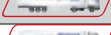









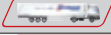

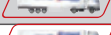

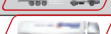





## DRAWING OF THE VERTICAL 19"-PROFILE-RAILS



DESCRIPTION	W x H x D (mm)	EAN-CODE	AVAILABLE	ORDER NO.
<b>FREESTANDING SERVER-ENCLOSURE, HEAVY-DUTY UP TO 1000 kg LOAD, IP54</b>				
42U Freestanding Server-Enclosure Heavy Duty IP54	600 x 2090 x 1000	9004840647426		DSS4260105
42U Freestanding Server-Enclosure Heavy Duty IP54	800 x 2090 x 800	9004840647440		DSS4280805
42U Freestanding Server-Enclosure Heavy Duty IP54	800 x 2090 x 1000	9004840647433		DSS4280105

## ACCESSORIES

DESCRIPTION	EAN-CODE	AVAILABLE	ORDER NO.
<b>CLIMA CONTROLS</b>			
Cooling Unit for roof installation, Cooling capacity = 2.000W, 860m3/h	9004840628890		DLTI2020
Cooling Unit for roof installation, Cooling capacity = 1.400W, 575m3/h	9004840628883		DLTI1420
<b>FAN-UNITS</b>			
Roof-fan-unit, equipped with 6 fans and thermostat, RAL7035, 8U	9004840585506		DLT44806-A
Roof-fan-unit, equipped with 3 fans and thermostat, RAL7035, 4U	9004840396362		DLT44803-A
Roof-fan-unit, equipped with 2 fans and thermostat, RAL7035, 4U	9004840396355		DLT44802-A
Roof-fan-unit, equipped with 1 fan and thermostat, RAL7035, 4U	9004840396348		DLT44801-A
<b>BLINDCOVER</b>			
Blindcover 4U for covering of opening if 4U fan-unit is used	9004840230871		DBO14804
<b>DUSTFILTER</b>			
Dustfilter with grille 120x120mm for one fan	9004840367539		HDLTFI01
<b>SHELVES</b>			
Fixed shelf 150mm, RAL7035, 1U, Load up to 15kg, 2 mounting angles	9004840502077		DFS14815-C
Fixed shelf 250mm, RAL7035, 1U, Load up to 15kg, 2 mounting angles	9004840502060		DFS14825-C
Fixed shelf 350mm, RAL7035, 1U, Load up to 50kg, 4 mounting angles	9004840502091		DFS14835-C
Fixed shelf 450mm, RAL7035, 1U, Load up to 80kg, 4 mounting angles	9004840502121		DFS14845-C
Fixed shelf 550mm, RAL7035, 1U, Load up to 80kg, 4 mounting angles	9004840502138		DFS14855-C
Fixed shelf 650mm, RAL7035, 1U, Load up to 80kg, 4 mounting angles	9004840502152		DFS14865-C
Fixed shelf 750mm, RAL7035, 1U, Load up to 80kg, 4 mounting angles	9004840502176		DFS14875-C
Fixed Low Profile shelf 150mm, RAL7035, 1U, Load up to 15kg, 2 mounting angles	9004840379228		DFS14815-A
Fixed Low Profile shelf 250mm, RAL7035, 1U, Load up to 20kg, 2 mounting angles	9004840379235		DFS14825-A
Fixed Low Profile shelf 350mm, RAL7035, 1U, Load up to 40kg, 4 mounting angles	9004840379242		DFS14835-A
Fixed Low Profile shelf 450mm, RAL7035, 1U, Load up to 40kg, 4 mounting angles	9004840379259		DFS14845-A
Fixed Low Profile shelf 550mm, RAL7035, 1U, Load up to 40kg, 4 mounting angles	9004840379266		DFS14855-A
Fixed Low Profile shelf 650mm, RAL7035, 1U, Load up to 40kg, 4 mounting angles	9004840379273		DFS14865-A
Fixed Low Profile shelf 750mm, RAL7035, 1U, Load up to 40kg, 4 mounting angles	9004840379280		DFS14875-A
Fixed shelf 450mm, RAL7035, 1U, Heavy Duty, Load up to 150kg, 4 mounting angles	9004840470970		DFSS4845-A
Fixed shelf 550mm, RAL7035, 1U, Heavy Duty, Load up to 150kg, 4 mounting angles	9004840470963		DFSS4855-A
Fixed shelf 650mm, RAL7035, 1U, Heavy Duty, Load up to 150kg, 4 mounting angles	9004840470918		DFSS4865-A
Fixed shelf 750mm, RAL7035, 1U, Heavy Duty, Load up to 150kg, 4 mounting angles	9004840471007		DFSS4875-A
Sliding shelf, D=350mm, RAL7035, 1U, Load up to 20kg, 4 mounting angles	9004840230550		DFA14835
Sliding shelf, D=450mm, RAL7035, 1U, Load up to 20kg, 4 mounting angles	9004840230567		DFA14845
Sliding shelf, D=550mm, RAL7035, 1U, Load up to 20kg, 4 mounting angles	9004840258905		DFA14855
Sliding shelf, D=650mm, RAL7035, 1U, Load up to 20kg, 4 mounting angles	9004840258912		DFA14865
Sliding shelf for storage of documents, D=400mm, 2U			DFA24835
Sliding shelf for keyboard and mouse, D=350mm, RAL7035, 2U, lockable	9004840230581		DFK24837
Shelf holder set for middle 19"-rail for enclosure D=900/1000/1200mm	9004840652109		DFSZDS01

DESCRIPTION	EAN-CODE	AVAILABLE	ORDER NO.
<b>POWER DISTRIBUTION UNITS</b>			
19" Power Distribution Unit, 9x Schuko (German), ALU, 1U	9004840275674		<a href="#">IU070114</a>
19" Power Distribution Unit, 8x Schuko (German) + On-/Off-Switch, ALU, 1U	9004840654738		<a href="#">IU070124</a>
19" Power Distribution Unit, 8x Schuko (German), Overvoltage protection, ALU, 1U	9004840654745		<a href="#">IU070126</a>
19" Power Distribution Unit, 6x Schuko (German), Overvoltage protection + filter, ALU, 1U	9004840655353		<a href="#">IU070118</a>
19" Power Distribution Unit, 6x Schuko (German) with RCBO BO217516, ALU, 1U	9004840241570		<a href="#">IU070112</a>
19" Power Distribution Unit, 8x Schuko (German), PVC, 1.25U	9004840193855		<a href="#">IU070109</a>
19" Power Distribution Unit, 7x Schuko (German) + On-/Off-Switch, PVC, 1.25U	9004840184891		<a href="#">IU070107-B</a>
19" Power Distribution Unit, 7x Schuko (German), Overvoltage protection, PVC, 1.25U	9004840241860		<a href="#">IU070113</a>
19" Power Distribution Unit, 8x UTE (French), PVC, 1.25U	9004840223149		<a href="#">IU070110</a>
19" Power Distribution Unit, 7x UTE (French) + On-/Off-Switch, PVC, 1,25 U	9004840223156		<a href="#">IU070111</a>
<b>CABLE MANAGEMENT</b>			
19" Cable-guide panel, 5 plastic rings, 1U, RAL7035	9004840230901		<a href="#">DBK14805</a>
19" Cable-guide panel, 5 metal rings, 1U, RAL7035	9004840521337		<a href="#">DBC14805</a>
19" Cable-guide panel with plastic cable-trunk, 1U, RAL7035	9004840408010		<a href="#">HDBS148051</a>
19" Cable-guide panel with plastic cable-trunk, 2U, RAL7035	9004840408034		<a href="#">HDBS148053</a>
19" Cable-guide panel for fixing of installationcable, 1U, RAL7035	9004840230598		<a href="#">DBO14200</a>
19" Cable-management panel 170x150mm for installation to 19" rails	9004840532272		<a href="#">DBO14201</a>
Cable-Organizer for vertical cable management, mount to 19"-rail, 80x80mm	9004840230956		<a href="#">DBKO8080</a>
Back-to-back cable ties, 7.5m, W=16mm, Perforation 25cm, red	9004840650761		<a href="#">HSEKBK25HR</a>
Back-to-back cable ties, 7.5m, W=16mm, Perforation 25cm, black	9004840650754		<a href="#">HSEKBK25HS</a>
Cable-ties 100x2,5mm, 25 pcs., transparent	9004840509595		<a href="#">HSERZKB025</a>
<b>LIGHT</b>			
Light unit, Installation on 19"-rails, by magnet or screwing	9004840533316		<a href="#">DV900330-A</a>
Door-position switch (optional)	9004840245097		<a href="#">ASDSW010</a>
Cable for connection of door-switch to light-unit DV900330-A	9004840533323		<a href="#">DV900332</a>
<b>19" PATCHPANELS AND MODULES (PLEASE SEE ALSO OUR SCHRACK TOOLLESS LINE CATALOGUE)</b>			
TOOLLESS LINE Patchpanel empty for 24 modules, 19", 1U, RAL7035	9004840513233		<a href="#">HSER0240GS</a>
TOOLLESS LINE Patchpanel empty for 48 modules, 19", 2U, RAL7035	9004840585605		<a href="#">HSER0480GS</a>
TOOLLESS LINE DIN-rail adapter empty for 1 module	9004840628319		<a href="#">HSERH010GS</a>
TOOLLESS LINE Module RJ45 shielded, Cat.6a, ISO/IEC 11801 AMD2	9004840628104		<a href="#">HSEMRJ6GWA</a>
TOOLLESS LINE Module RJ45 shielded, Cat.6 De-embedded, Class Ea, 10GB	9004840507409		<a href="#">HSEMRJ6GWT</a>
TOOLLESS LINE Module RJ45 shielded, Class E	9004840517316		<a href="#">HSEMRJ6GWS</a>
TOOLLESS LINE Module RJ45 shielded, Category 5e	9004840520767		<a href="#">HSEMRJ5GWS</a>
TOOLLESS LINE Module RJ45 unshielded, Category 6	9004840513264		<a href="#">HSEMRJ6UWS</a>
TOOLLESS LINE Module RJ45 unshielded, Category 5e	9004840513257		<a href="#">HSEMRJ5UWS</a>
TOOLLESS LINE Module RJ45-RJ45 coupler, shielded, Category 6	9004840621099		<a href="#">HSEMRKRGWS</a>
TOOLLESS LINE Module Coax F-F coupler	9004840548143		<a href="#">HSEMRKFFWS</a>
TOOLLESS LINE Module FO empty for one LC-Duplex or one SC-Simplex coupler	9004840548952		<a href="#">HSEMRLLWS</a>
<b>DIN-RAIL PANEL</b>			
19" DIN-rail panel 3U	9004840230574		<a href="#">DAB34810</a>
<b>POUCH</b>			
Pouch for circuit diagrams, self adhesive, A4	9004840248418		<a href="#">ASDRA400</a>
<b>INSTALLATION-SET</b>			
19" Installation-set: 50 pcs. of M6 cagenuts, screws and washers	9004840448863		<a href="#">DSSRA050</a>

## COOLING UNIT FOR ROOF INSTALLATION 1.400W DLT11420



DLT11420



DLT11420

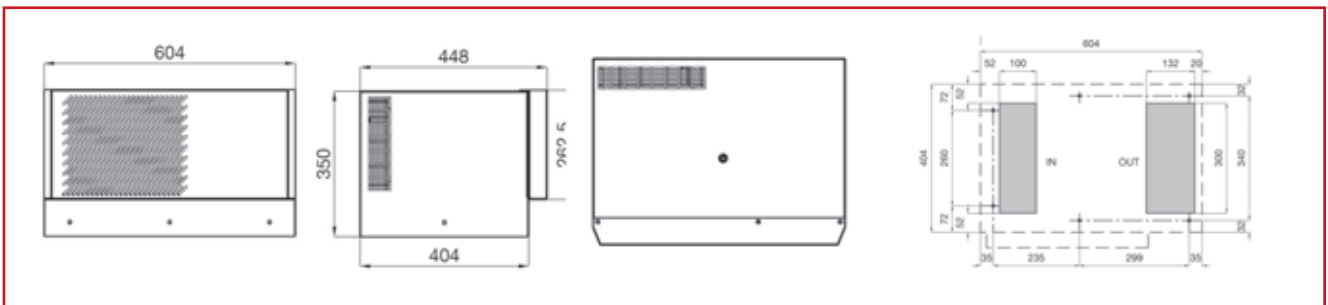
### APPLICATION

Cooling unit for installation on roof on SCHRACK networking enclosures IP54. This cooling unit is intended to keep the required maximal temperature inside the enclosure. The electronic digital thermostat indicates the instantaneous temperature that is measured by a temperature sensor. Cold air is exhaled from the roof cooling. Hot air exhaust flue is placed in the front part of the cooling unit. There is an overflow for condensed water in case that climate-control works in irregular conditions (e.g. with open door of enclosure). Due to the integrated vaporizer, there is no need to care about condensed water in regular conditions.

### TECHNICAL DATA

Dimensions (WxHxD):	604 x 350 x 448 mm
Weight:	45 kg
Colour:	RAL7035
Operation voltage:	230 VAC, 50/60 Hz
Power absorbed:	840 W
Cooling capacity:	1.400 W
Air flow :	575 m <sup>3</sup> /h
Adjustable temperature range:	+25 up to +45 °C
Allowed temperature range outside cabinet:	+20 up to +55 °C
Noise level:	65 dB(A)
Coolant type environmental friendly:	R134a
Degree of protection on side of enclosure:	IP 54

### DIMENSIONS



DESCRIPTION	EAN-CODE	AVAILABLE	ORDER NO.
<b>COOLING UNIT</b>			
Cooling unit for roof installation, 1.400W, 575m <sup>3</sup> /h	9004840628883		DLT11420
<b>DATA-ENCLOSURES IP54 FOR MAX. LOAD OF 400 kg</b>			
42U Data-Enclosure IP54, 19", W=600, H=1.970, D=600 mm	9004840628968		DSI426060
42U Data-Enclosure IP54, 19", W=600, H=1.970, D=1.000 mm	9004840628975		DSI426010
42U Data-Enclosure IP54, 19", W=800, H=1.970, D=800 mm	9004840628944		<b>DSI428080</b>
42U Data-Enclosure IP54, 19", W=800, H=1.970, D=1.000 mm	9004840628951		<b>DSI428010</b>
<b>SERVER-ENCLOSURES IP54 FOR MAX. LOAD OF 1.000 kg</b>			
42U Server-Enclosure IP54, 19", W=600, H=2.090, D=1.000 mm	9004840647426		DSS4260105
42U Server-Enclosure IP54, 19", W=800, H=2.090, D=800 mm	9004840647440		DSS4280805
42U Server-Enclosure IP54, 19", W=800, H=2.090, D=1.000 mm	9004840647433		DSS4280105

## COOLING UNIT FOR ROOF INSTALLATION 2.000W DLT12020



DLT12020



DLT12020

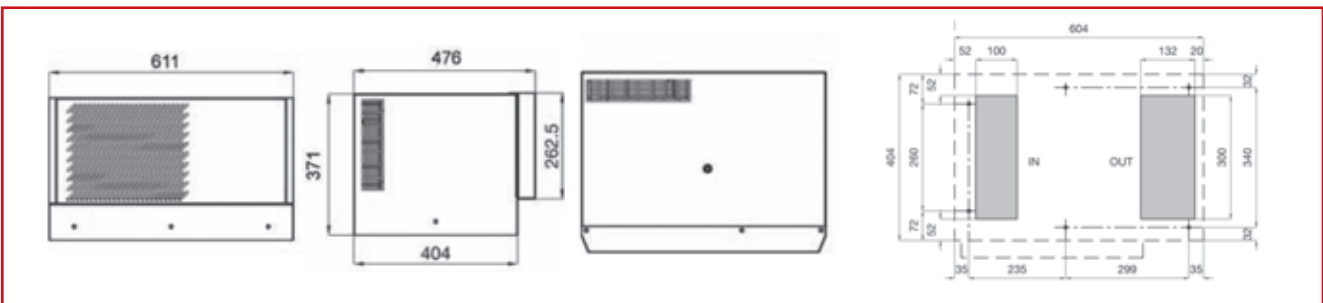
### APPLICATION

Cooling unit for installation on roof on SCHRACK networking enclosures IP54. This cooling unit is intended to keep the required maximal temperature inside the enclosure. The electronic digital thermostat indicates the instantaneous temperature that is measured by a temperature sensor. Cold air is exhaled from the roof cooling. Hot air exhaust flue is placed in the front part of the cooling unit. There is an overflow for condensed water in case that climate-control works in irregular conditions (e.g. with open door of enclosure). Due to the integrated vaporizer, there is no need to care about condensed water in regular conditions.

### TECHNICAL DATA

Dimensions (WxHxD):	611 x 371 x 476 mm
Weight:	44 kg
Colour:	RAL7035
Operation voltage:	230 VAC, 50/60 Hz
Power absorbed:	1.100 W
Cooling capacity:	2.000 W
Air flow :	860 m <sup>3</sup> /h
Adjustable temperature range:	+25 up to +45 °C
Allowed temperature range outside cabinet:	+20 up to +55 °C
Noise level:	65 dB(A)
Coolant type environmental friendly:	R134a
Degree of protection on side of enclosure:	IP 54

### DIMENSIONS



DESCRIPTION	EAN-CODE	AVAILABLE	ORDER NO.
<b>COOLING UNIT</b>			
Cooling unit for roof installation, 2.000W, 860 m3/h	9004840628890		DLT12020
<b>DATA-ENCLOSURES IP54 FOR MAX. LOAD OF 400 kg</b>			
42U Data-Enclosure IP54, 19", W=600, H=1.970, D=600 mm	9004840628968		DSI426060
42U Data-Enclosure IP54, 19", W=600, H=1.970, D=1.000 mm	9004840628975		DSI426010
42U Data-Enclosure IP54, 19", W=800, H=1.970, D=800 mm	9004840628944		<b>DSI428080</b>
42U Data-Enclosure IP54, 19", W=800, H=1.970, D=1.000 mm	9004840628951		<b>DSI428010</b>
<b>SERVER-ENCLOSURES IP54 FOR MAX. LOAD OF 1.000 kg</b>			
42U Server-Enclosure IP54, 19", W=600, H=2.090, D=1.000 mm	9004840647426		DSS4260105
42U Server-Enclosure IP54, 19", W=800, H=2.090, D=800 mm	9004840647440		DSS4280805
42U Server-Enclosure IP54, 19", W=800, H=2.090, D=1.000 mm	9004840647433		DSS4280105



Order No. blue: Stock items, usually ready for delivery on the day of order

## INDUSTRIAL-ENCLOSURE FOR CONTROL- AND COMPUTERSYSTEMS 19" IP30 DSP376063



DSP376063



DSP376063

### APPLICATION

Enclosure for Input-Devices and Display of Control-Units or Computer with Keyboard, Mouse and Monitor, if no special protection against dust and humidity is necessary. To be used in office-like production halls or similar environments. The installed equipment is often the central station for the production machinery. Cooling of the installed equipment is achieved by passive cooling by ventilation slots or active cooling by optional roof-fan-units. Flexible cable-entry due to different, pre-prepared openings or by the optional base. The lockable departments of the enclosure provide protection against unauthorized access.

### TECHNICAL DATA

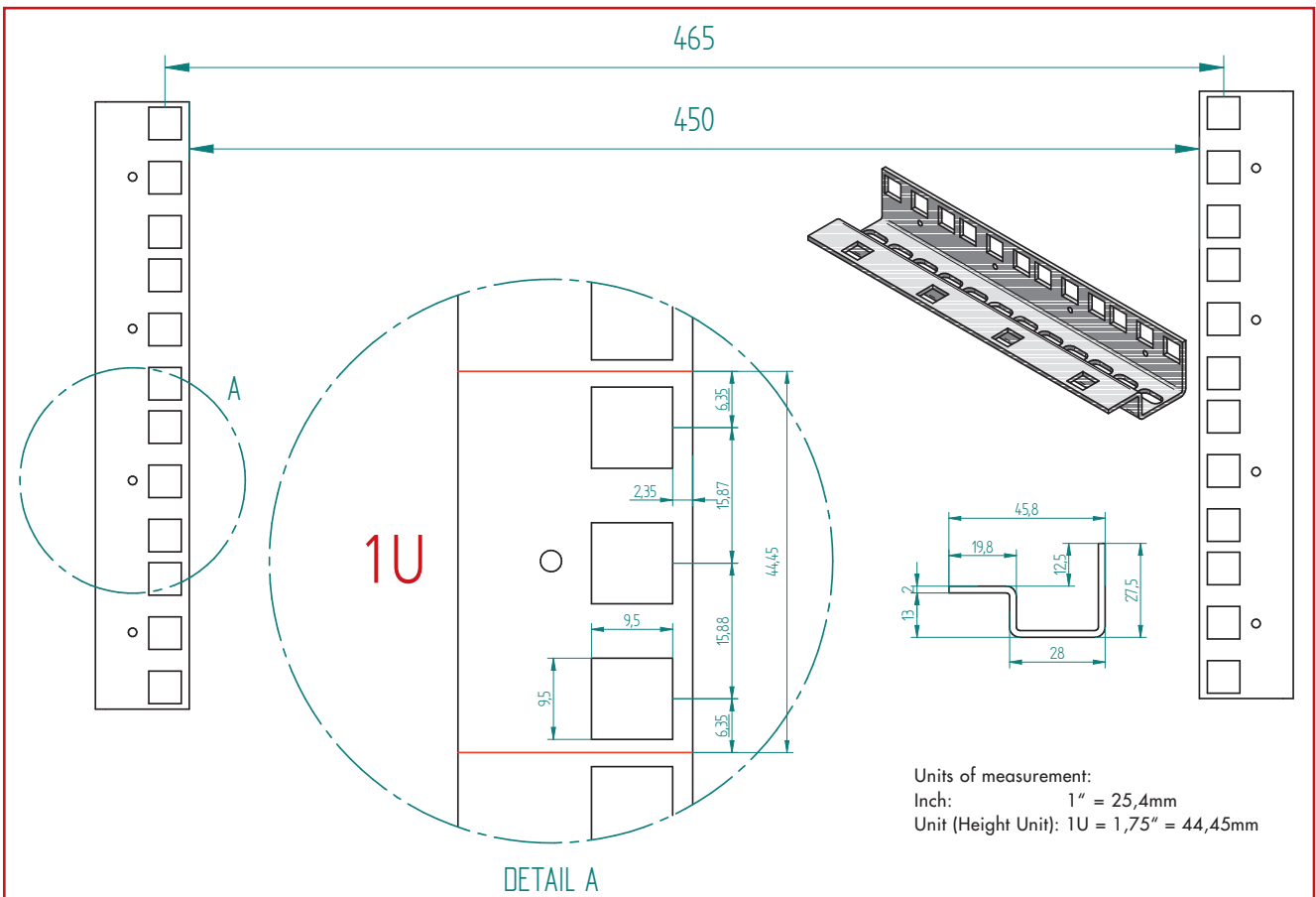
- Steel sheet
- Dimensions:
  - Height: 1.750 mm
  - Width: 600 mm
  - Depth: 600 mm
- Color: Door, rear- and sidepanels, roof- and floor-openings: light grey, RAL 7035. Frame: blue, RAL 5005
- Max. Load: 400 kg
- Degree of protection: IP30
  - Ventilation slots in floor and roof.
  - Cable-entry and installation of roof fan-unit prepared.
- Cooling:
  - Passive cooling by ventilation slots.
  - Active Cooling by installation of an optional roof-fan-unit DLT4480x-A.
- Rear- and sidepanels: Fixed to frame by locks. Demountable.
- Cable Entry Possibilities:
  - Roof: For dust-protection, we recommend the use of the optional cable-entry-panel DBK24800.
  - Rear panel.
  - Floor: Improved cable-entry by use of the optional base DOT1260 + DSOF126x.
- Roof: 8U deep roof aperture, flexible covered with 1 x 4U and 2 x 2U cover plates.
- Possible installations in roof:
  - 1x Roof-fan-unit 4U (DLT44801-A, DLT44802-A, DLT44803-A) and 1x oder 2x (in opposite direction) cable-entry-panel with brush 2U (DBK24800).
  - 2x Roof-fan-unit 4U (DLT44801-A, DLT44802-A, DLT44803-A). Cable-entry via rear-panel or floor.
  - 1x Roof-fan-unit 8U (DLT44806-A). Cable-entry via rear-panel or floor.
- Earthing:
  - M8-Earthing point plus 19"-Earthingset.
  - FastOn-Earthingconnections to all dismountable parts pre-installed.
- Departments: 3
  - Separation of upper and lower departments by pre-installed 350 mm deep sliding shelf for keyboard and mouse.
  - Cable-guiding in rear part of the enclosure.
  - Vertical cable-management can be flexibly organized by use of optional cable-organizers DBKO8080.



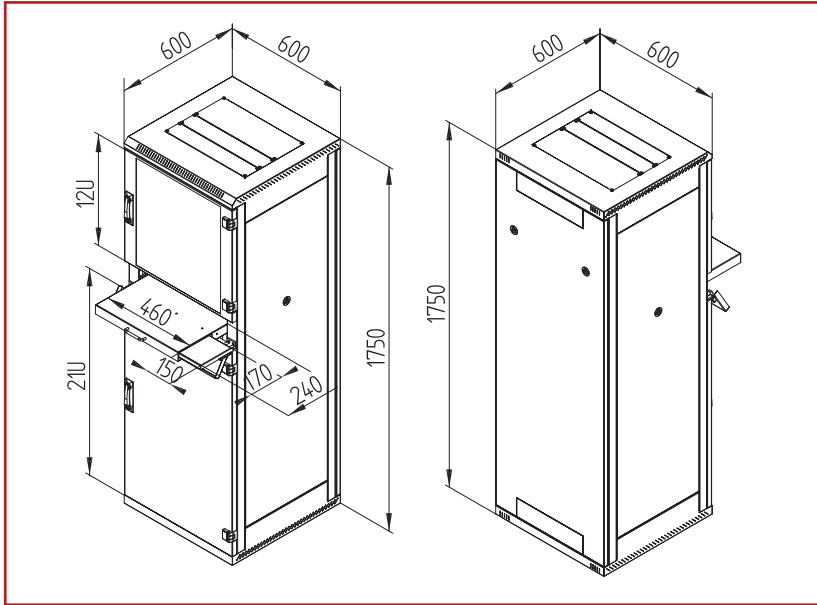
## TECHNICAL DATA – Continued

- Bottom department:
  - Used for control-unit or computer.
  - 21U / 934 mm
  - Fullmetal door RAL 7035. Swinghandle prepared for halfcylinder. Door can be opened 180°. Hinged right. Easy and quick change to left hinging possible.
  - Two pairs of vertical 19"-rails. 21U. Continuously depth-adjustable.
- Middle department:
  - Used for input-device or keyboard and mouse.
  - 4U / 178 mm
  - Fullmetal door RAL 7035, folding, single point lock.
  - Sliding shelf W=460 mm, D=350 mm for keyboard and mouse pre-installed. Usable depth if fully drawn out: 240 mm.
  - Mouse-shelf W=150 mm, D=170 mm can be drawn out under right side of keyboard shelf.
  - Keyboard and mouse not included in delivery.
- Top department:
  - Used for display-device or computer monitor.
  - 12U / 534 mm
  - Glasdoor, 4 mm safety glass, RAL 7035. Swinghandle prepared for halfcylinder. Door can be opened 180°. Hinged right. Easy and quick change to left hinging possible.
  - Two pairs of vertical 19"-rails. 12U. Continuously depth-adjustable.
  - Optional a fixed shelf with 350 mm (DFS14835-C), 450 mm (DFS14845-C) or 550 mm (DFS14855-C) depth can be installed to put display devices or computer monitors on it.
- Distances (valid for bottom and top department):
  - Space between front vertical 19"-rail and door glass at max. spacing: 35 mm
  - Space between rear vertical 19"-rail and rear panel at max. spacing: 35 mm
  - Maximum distance between vertical rails (19"-rails): 510 mm
  - Maximum usable depth of products installed e.g. on shelves: 575 mm
  - Spacing between vertical 19"-rails: 450 mm
- Included assembly materials: 16x Cage nuts, bolts and washers M6.
- Wide range of available accessories (fixed/sliding shelves, fan-units, base, patch panels, cable management, PDUs, light-unit, etc.).
- Enclosure is delivered fully-assembled on a disposable pallet.

## DRAWING OF THE VERTICAL 19"-PROFILE-RAILS



## DIMENSIONS





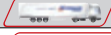

















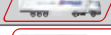














GROSS-WEIGHT (kg)	NET-WEIGHT (kg)	MAX. LOAD (kg)	IP-RATING
76	69	400	IP 30

DESCRIPTION	EAN-CODE	AVAILABLE	ORDER NO.
<b>FREESTANDING INDUSTRIAL-ENCLOSURE IP30</b>			
Industrial-Enclosure for control- or computersystems, 19", IP30	9004840622140		DSP376063

## ACCESSORIES

DESCRIPTION	EAN-CODE	AVAILABLE	ORDER NO.
<b>FAN-UNITS</b>			
Roof-fan-unit, equipped with 6 fans and thermostat, RAL7035, 8U	9004840585506		<a href="#">DLT44806-A</a>
Roof-fan-unit, equipped with 3 fans and thermostat, RAL7035, 4U	9004840396362		<a href="#">DLT44803-A</a>
Roof-fan-unit, equipped with 2 fans and thermostat, RAL7035, 4U	9004840396355		<a href="#">DLT44802-A</a>
Roof-fan-unit, equipped with 1 fan and thermostat, RAL7035, 4U	9004840396348		<a href="#">DLT44801-A</a>
<b>CABLE-ENTRY-PANEL</b>			
Roof-cable-entry panel with brush, RAL7035, 2U	9004840231151		<a href="#">DBK24800</a>
<b>BASES</b>			
Base, pair of side-profiles, RAL7035, D=600mm	9004840396522		<a href="#">DSOT1260</a>
Base, front-/rear-panel, RAL7035, W=600mm, Blanking	9004840396430		<a href="#">DSOF1260</a>
Base, front-/rear-panel, RAL7035, W=600mm, Perforated	9004840396447		<a href="#">DSOF1261</a>
Base, front-/rear-panel, RAL7035, W=600mm, Cable-entry	9004840396461		<a href="#">DSOF1262</a>
Base, front-/rear-panel, RAL7035, W=600mm, Perforated with dust-filter	9004840396485		<a href="#">DSOF1263</a>
<b>CASTORS</b>			
Castors for DS-enclosures, 4 castors (2 braked), max 750 kg load	9004840504941		<a href="#">DSR00005-A</a>
<b>SHELVES</b>			
Fixed shelf 150mm, RAL7035, 1U, Load up to 15kg, 2 mounting angles	9004840502077		<a href="#">DFS14815-C</a>
Fixed shelf 250mm, RAL7035, 1U, Load up to 15kg, 2 mounting angles	9004840502060		<a href="#">DFS14825-C</a>
Fixed shelf 350mm, RAL7035, 1U, Load up to 50kg, 4 mounting angles	9004840502091		<a href="#">DFS14835-C</a>
Fixed shelf 450mm, RAL7035, 1U, Load up to 80kg, 4 mounting angles	9004840502121		<a href="#">DFS14845-C</a>
Fixed shelf 550mm, RAL7035, 1U, Load up to 80kg, 4 mounting angles	9004840502138		<a href="#">DFS14855-C</a>
Fixed Low Profile shelf 150mm, RAL7035, 1U, Load up to 15kg, 2 mounting angles	9004840379228		<a href="#">DFS14815-A</a>
Fixed Low Profile shelf 250mm, RAL7035, 1U, Load up to 20kg, 2 mounting angles	9004840379235		<a href="#">DFS14825-A</a>
Fixed Low Profile shelf 350mm, RAL7035, 1U, Load up to 40kg, 4 mounting angles	9004840379242		<a href="#">DFS14835-A</a>
Fixed Low Profile shelf 450mm, RAL7035, 1U, Load up to 40kg, 4 mounting angles	9004840379259		<a href="#">DFS14845-A</a>
Fixed Low Profile shelf 550mm, RAL7035, 1U, Load up to 40kg, 4 mounting angles	9004840379266		<a href="#">DFS14855-A</a>

DESCRIPTION	EAN-CODE	AVAILABLE	ORDER NO.
<b>SHELVES</b>			
Fixed shelf 450mm, RAL7035, 1U, Heavy Duty, Load up to 150kg, 4 mounting angles	9004840470970		DFSS4845-A
Fixed shelf 550mm, RAL7035, 1U, Heavy Duty, Load up to 150kg, 4 mounting angles	9004840470963		DFSS4855-A
<b>POWER DISTRIBUTION UNITS</b>			
19" Power Distribution Unit, 9x Schuko (German), ALU, 1U	9004840275674		IU070114
19" Power Distribution Unit, 8x Schuko (German) + On-/Off-Switch, ALU, 1U	9004840654738		IU070124
19" Power Distribution Unit, 8x Schuko (German), Overvoltage protection, ALU, 1U	9004840654745		IU070126
19" Power Distribution Unit, 6x Schuko (German), Overvoltage protection + filter, ALU, 1U	9004840655353		IU070118
19" Power Distribution Unit, 6x Schuko (German) with RCBO BO217516, ALU, 1U	9004840241570		IU070112
19" Power Distribution Unit, 8x UTE (French), PVC, 1.25U	9004840223149		IU070110
19" Power Distribution Unit, 7x UTE (French) + On-/Off-Switch, PVC, 1,25 U	9004840223156		IU070111
<b>CABLE MANAGEMENT</b>			
19" Cable-guide panel, 5 plastic rings, 1U, RAL7035	9004840230901		DBK14805
19" Cable-guide panel, 5 metal rings, 1U, RAL7035	9004840521337		DBC14805
19" Cable-guide panel with plastic cable-trunk, 1U, RAL7035	9004840408010		HDBS148051
19" Cable-guide panel with plastic cable-trunk, 2U, RAL7035	9004840408034		HDBS148053
Cable-Organizer for vertical cable management, mount to 19"-rail, 80x80mm	9004840230956		DBKO8080
Back-to-back cable ties, 7.5m, W=16mm, Perforation 25cm, red	9004840650761		HSEKKBK25HR
Back-to-back cable ties, 7.5m, W=16mm, Perforation 25cm, black	9004840650754		HSEKKBK25HS
Cable-ties 100x2,5mm, 25 pcs., transparent	9004840509595		HSERZKB025
<b>LIGHT</b>			
Light unit, Installation on 19"-rails, by magnet or screwing	9004840533316		DV900330-A
<b>19" PATCHPANELS AND MODULES (PLEASE SEE ALSO OUR SCHRACK TOOLLESS LINE CATALOGUE)</b>			
TOOLLESS LINE Patchpanel empty for 24 modules, 19", 1U, RAL7035	9004840513233		HSERO240GS
TOOLLESS LINE Patchpanel empty for 48 modules, 19", 2U, RAL7035	9004840585605		HSERO480GS
TOOLLESS LINE DIN-rail adapter empty for 1 module	9004840628319		HSERH010GS
TOOLLESS LINE Module RJ45 shielded, Cat.6A, ISO/IEC 11801 AMD2	9004840628104		HSEMRJ6GWA
TOOLLESS LINE Module RJ45 shielded, Cat.6 De-embedded, Class E <sub>A</sub> , 10GB	9004840507409		HSEMRJ6GWT
TOOLLESS LINE Module RJ45 shielded, Class E	9004840517316		HSEMRJ6GWS
TOOLLESS LINE Module RJ45 shielded, Category 5e	9004840520767		HSEMRJ5GWS
TOOLLESS LINE Module RJ45 unshielded, Category 6	9004840513264		HSEMRJ6UWS
TOOLLESS LINE Module RJ45 unshielded, Category 5e	9004840513257		HSEMRJ5UWS
TOOLLESS LINE Module RJ45-RJ45 coupler, shielded, Category 6	9004840621099		HSEMRKRGWS
TOOLLESS LINE Module Coax F-F coupler	9004840548143		HSEMRKFFWS
TOOLLESS LINE Module FO empty for one LC-Duplex or one SC-Simplex coupler	9004840548952		HSEMRLLWS
<b>DIN-RAIL PANEL</b>			
19" DIN-rail panel 3U	9004840230574		DAB34810
<b>POUCH</b>			
Pouch for circuit diagrams, self adhesive, A4	9004840248418		ASDRA400
<b>HALFCYLINDERLOCK</b>			
Halfcylinderlock keyed EK 333 including 1 key	9004840164909		DV900333
Key 333 for halfcylinderlock DV900333	9004840409222		DV900334
Halfcylinderlock different keyed including 1 key	9004840662283		DV900335
<b>INSTALLATION-SET</b>			
19" Installation-set: 50 pcs. of M6 cagenuts, screws and washers	9004840448863		DSSRA050

## INDUSTRIAL-ENCLOSURE FOR CONTROL- AND COMPUTERSYSTEMS 19" IP54 DSP376065



DSP376065



DSP376065

### APPLICATION

Enclosure for Input-Devices and Display of Control-Units or Computer with Keyboard, Mouse and Monitor. To be used in production halls or similar environments. Special construction for rough, dusty environments, if installed equipment is worth to be especially protected and/or equipment needs special protection due to environmental conditions (dust, humidity). The installed equipment is often the central station for the production machinery. Best availability of the (production-) machinery is achieved due to the special protection of the installed equipment against dust and humidity (Protection IP54). Machinery down-time due to defect of central station because of dust or humidity is avoided. The lockable departments of the enclosure provide protection against unauthorized access.

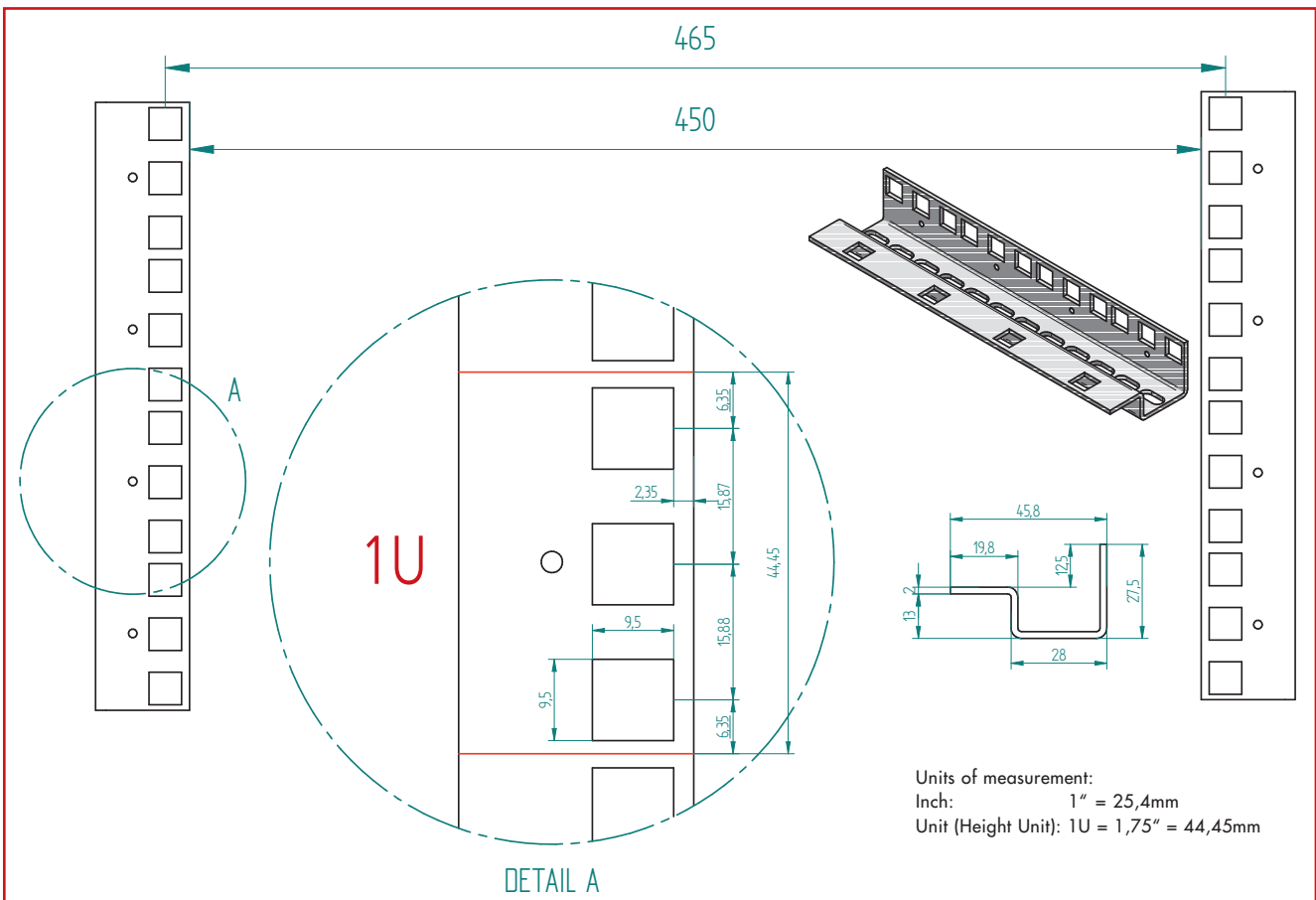
### TECHNICAL DATA

- Steel sheet
- Dimensions:
  - Height: 1.750 mm
  - Width: 600 mm
  - Depth: 600 mm
- Color: Door, rear- and sidepanels, roof- and floor-openings: light grey, RAL 7035. Frame: blue, RAL 5005
- Max. Load: 400 kg
- Degree of protection: IP54
  - All doors, rear- and sidepanels, roof- and floor-openings are sealed, which ensures protection against dust and humidity.
  - Enclosure is without perforation for ventilation.
- Cooling: Passive cooling by sharing heat with environment via chassis.
- Rear- and sidepanels: Fixed to frame by screws. Demountable.
- Cable Entry: Flange 300x100mm in floor and roof. Covered by a sealed and screwed blanking panel.  
Method of cable entry into the enclosure must correspond to requested IP protection level against dust and humidity.
- Earthing:
  - M8-Earthing point plus 19"-Earthingset.
  - FastOn-Earthingconnections to all dismountable parts pre-installed.
- Departments: 3
  - Separation of upper and lower departments by pre-installed 350 mm deep sliding shelf for keyboard and mouse.
  - Cable-guiding in rear part of the enclosure.
  - Vertical cable-management can be flexibly organized by use of optional cable-organizers DBKO8080.
- Bottom department:
  - Used for control-unit or computer.
  - 21U / 934 mm
  - Fullmetal door RAL 7035. Swinghandle with halfcylinder. Same key as other locks. Halfcylinder can be changed.  
Door can be opened 180°. Hinged right. Door cannot be changed to left hinging.
  - Two pairs of vertical 19"-rails. 21U. Continuously depth-adjustable.

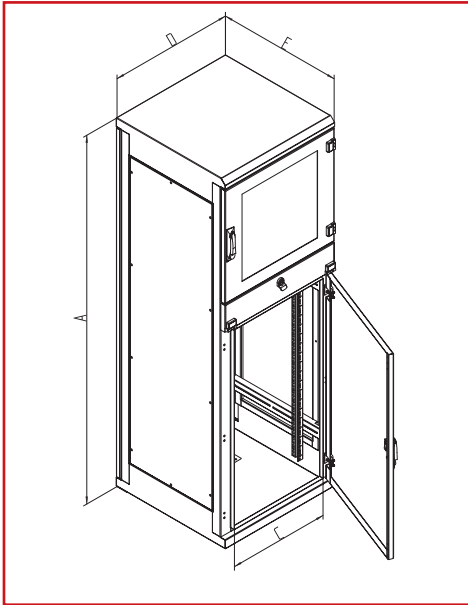
## TECHNICAL DATA – Continued

- Middle department:
  - Used for input-device or keyboard and mouse.
  - 4U / 178 mm
  - Fullmetal door RAL7035, folding, single point lock. Same key as other locks.
  - Sliding shelf W=460 mm, D=350 mm for keyboard and mouse pre-installed. Usable depth if fully drawn out: 240 mm.
  - Mouse-shelf W=150 mm, D=170 mm can be drawn out under right side of keyboard shelf.
  - Keyboard and mouse not included in delivery.
- Top department:
  - Used for display-device or computer monitor.
  - 12U / 534 mm
  - Glasdoor, 4 mm safety glass, RAL 7035. Swinghandle with halfcylinder. Same key as other locks. Halfcylinder can be changed. Door can be opened 180°. Hinged right. Door cannot be changed to left hinging.
  - Two pairs of vertical 19"-rails. 12U. Continuously depth-adjustable.
  - Optional a fixed shelf with 350 mm (DFS14835-C), 450 mm (DFS14845-C) or 550 mm (DFS14855-C) depth can be installed to put display devices or computer monitors on it.
- Distances (valid for bottom and top department):
  - Space between front vertical 19"-rail and door glass at max. spacing: 35 mm
  - Space between rear vertical 19"-rail and rear panel at max. spacing: 35 mm
  - Maximum distance between vertical rails (19"-rails): 510 mm
  - Maximum usable depth of products installed e.g. on shelves: 575 mm
  - Spacing between vertical 19"-rails: 450 mm
- Included assembly materials: 16x Cage nuts, bolts and washers M6.
- Wide range of available accessories (fixed and sliding shelves, fan-units, base, patch panels, cable management, PDUs, light-unit, etc.).
- Enclosure is delivered fully-assembled on a disposable pallet.

## DRAWING OF THE VERTICAL 19"-PROFILE-RAILS



## DIMENSIONS







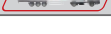













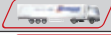











A (mm)	C (mm)	D (mm)	E (mm)	GROSS- WEIGHT (kg)	NET- WEIGHT (kg)	MAX. LOAD (kg)	IP- RATING
1750	487	600	600	92	85	400	IP 54

DESCRIPTION	EAN-CODE	AVAILABLE	ORDER NO.
<b>FREESTANDING INDUSTRIAL-ENCLOSURE IP54</b>			
Industrial-Enclosure for control- or computersystems, 19", IP54	9004840622034		<a href="#">DSP376065</a>


## ACCESSORIES

DESCRIPTION	EAN-CODE	AVAILABLE	ORDER NO.
<b>BASES</b>			
Base, pair of side-profiles, RAL7035, D=600mm	9004840396522		<a href="#">DSOT1260</a>
Base, front-/rear-panel, RAL7035, W=600mm, Blanking	9004840396430		<a href="#">DSOF1260</a>
Base, front-/rear-panel, RAL7035, W=600mm, Perforated	9004840396447		<a href="#">DSOF1261</a>
Base, front-/rear-panel, RAL7035, W=600mm, Cable-entry	9004840396461		<a href="#">DSOF1262</a>
Base, front-/rear-panel, RAL7035, W=600mm, Perforated with dust-filter	9004840396485		<a href="#">DSOF1263</a>
<b>CASTORS</b>			
Castors for DS-enclosures, 4 castors (2 braked), max 750 kg load	9004840504941		<a href="#">DSR00005-A</a>
<b>SHELVES</b>			
Fixed shelf 150mm, RAL7035, 1U, Load up to 15kg, 2 mounting angles	9004840502077		<a href="#">DFS14815-C</a>
Fixed shelf 250mm, RAL7035, 1U, Load up to 15kg, 2 mounting angles	9004840502060		<a href="#">DFS14825-C</a>
Fixed shelf 350mm, RAL7035, 1U, Load up to 50kg, 4 mounting angles	9004840502091		<a href="#">DFS14835-C</a>
Fixed shelf 450mm, RAL7035, 1U, Load up to 80kg, 4 mounting angles	9004840502121		<a href="#">DFS14845-C</a>
Fixed shelf 550mm, RAL7035, 1U, Load up to 80kg, 4 mounting angles	9004840502138		<a href="#">DFS14855-C</a>
Fixed Low Profile shelf 150mm, RAL7035, 1U, Load up to 15kg, 2 mounting angles	9004840379228		<a href="#">DFS14815-A</a>
Fixed Low Profile shelf 250mm, RAL7035, 1U, Load up to 20kg, 2 mounting angles	9004840379235		<a href="#">DFS14825-A</a>
Fixed Low Profile shelf 350mm, RAL7035, 1U, Load up to 40kg, 4 mounting angles	9004840379242		<a href="#">DFS14835-A</a>
Fixed Low Profile shelf 450mm, RAL7035, 1U, Load up to 40kg, 4 mounting angles	9004840379259		<a href="#">DFS14845-A</a>
Fixed Low Profile shelf 550mm, RAL7035, 1U, Load up to 40kg, 4 mounting angles	9004840379266		<a href="#">DFS14855-A</a>
Fixed shelf 450mm, RAL7035, 1U, Heavy Duty, Load up to 150kg, 4 mounting angles	9004840470970		<a href="#">DFSS4845-A</a>
Fixed shelf 550mm, RAL7035, 1U, Heavy Duty, Load up to 150kg, 4 mounting angles	9004840470963		<a href="#">DFSS4855-A</a>




DESCRIPTION	EAN-CODE	AVAILABLE	ORDER NO.
<b>POWER DISTRIBUTION UNITS</b>			
19" Power Distribution Unit, 9x Schuko (German), ALU, 1U	9004840275674		IU070114
19" Power Distribution Unit, 8x Schuko (German) + On-/Off-Switch, ALU, 1U	9004840654738		IU070124
19" Power Distribution Unit, 8x Schuko (German), Overvoltage protection, ALU, 1U	9004840654745		IU070126
19" Power Distribution Unit, 6x Schuko (German), Overvoltage protection + filter, ALU, 1U	9004840655353		IU070118
19" Power Distribution Unit, 6x Schuko (German) with RCBO BO217516, ALU, 1U	9004840241570		IU070112
19" Power Distribution Unit, 8x UTE (French), PVC, 1.25U	9004840223149		IU070110
19" Power Distribution Unit, 7x UTE (French) + On-/Off-Switch, PVC, 1,25 U	9004840223156		IU070111
<b>CABLE MANAGEMENT</b>			
19" Cable-guide panel, 5 plastic rings, 1U, RAL7035	9004840230901		DBK14805
19" Cable-guide panel, 5 metal rings, 1U, RAL7035	9004840521337		DBC14805
19" Cable-guide panel with plastic cable-trunk, 1U, RAL7035	9004840408010		HDBS148051
19" Cable-guide panel with plastic cable-trunk, 2U, RAL7035	9004840408034		HDBS148053
Cable-Organizer for vertical cable management, mount to 19"-rail, 80x80mm	9004840230956		DBKO8080
Back-to-back cable ties, 7.5m, W=16mm, Perforation 25cm, red	9004840650761		HSEKBK25HR
Back-to-back cable ties, 7.5m, W=16mm, Perforation 25cm, black	9004840650754		HSEKBK25HS
Cable-ties 100x2,5mm, 25 pcs., transparent	9004840509595		HSERZKB025
<b>LIGHT</b>			
Light unit, Installation on 19"-rails, by magnet or screwing	9004840533316		DV900330-A
<b>19" PATCHPANELS AND MODULES (PLEASE SEE ALSO OUR SCHRACK TOOLLESS LINE CATALOGUE)</b>			
TOOLLESS LINE Patchpanel empty for 24 modules, 19", 1U, RAL7035	9004840513233		HSER0240GS
TOOLLESS LINE Patchpanel empty for 48 modules, 19", 2U, RAL7035	9004840585605		HSER0480GS
TOOLLESS LINE DIN-rail adapter empty for 1 module	9004840628319		HSERH010GS
TOOLLESS LINE Module RJ45 shielded, Cat.6A, ISO/IEC 11801 AMD2	9004840628104		HSEMRJ6GWA
TOOLLESS LINE Module RJ45 shielded, Cat.6 De-embedded, Class E <sub>A</sub> , 10GB	9004840507409		HSEMRJ6GWT
TOOLLESS LINE Module RJ45 shielded, Class E	9004840517316		HSEMRJ6GWS
TOOLLESS LINE Module RJ45 shielded, Category 5e	9004840520767		HSEMRJ5GWS
TOOLLESS LINE Module RJ45 unshielded, Category 6	9004840513264		HSEMRJ6UWS
TOOLLESS LINE Module RJ45 unshielded, Category 5e	9004840513257		HSEMRJ5UWS
TOOLLESS LINE Module RJ45-RJ45 coupler, shielded, Category 6	9004840621099		HSEMRKRGWS
TOOLLESS LINE Module Coax F-F coupler	9004840548143		HSEMRKFFWS
TOOLLESS LINE Module FO empty for one LC-Duplex or one SC-Simplex coupler	9004840548952		HSEMRLLWS
<b>DIN-RAIL PANEL</b>			
19" DIN-rail panel 3U	9004840230574		DAB34810
<b>POUCH</b>			
Pouch for circuit diagrams, self adhesive, A4	9004840248418		ASDRA400
<b>INSTALLATION-SET</b>			
19" Installation-set: 50 pcs. of M6 cagenuts, screws and washers	9004840448863		DSSRA050

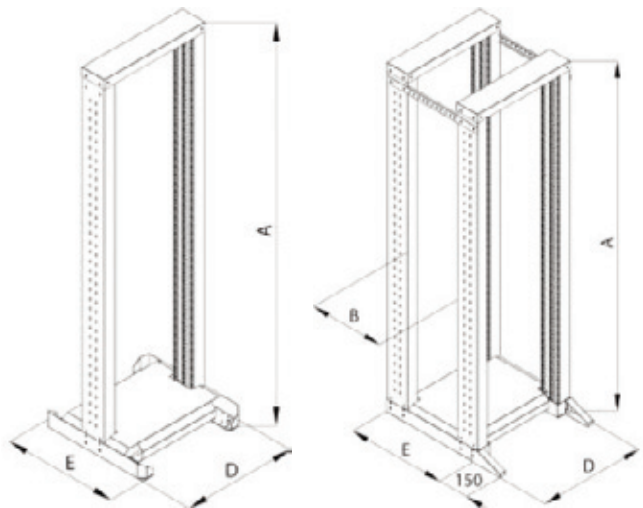
## SYSTEMRACK 19"



IU070142-A



IU070242-A



### APPLICATION

These 19" profile frames are used for installations in specially-protected environments. The environment must be dust-proof, possibly air conditioned and in all cases protected against unauthorised access. The frames are also ideal for use in exhibitions or showrooms. The two-sectioned frame was especially developed for applications requiring higher stability for their built-in components. The frame can be mounted directly to the floor. Levelling feet or castors can also be used.

### TECHNICAL DATA

- Heights:
  - 1.365 mm (27 U)
  - 2.031 mm (42 U)
- Color: Light-grey RAL7035
- Depths:
  - 600 mm (single-sectioned racks)
  - 700 mm (double-sectioned racks)
- Maximum Load:
  - 150 kg (single-sectioned racks)
  - 400 kg (double-sectioned racks)
- Levelling feet included
- Castors available as an accessories
















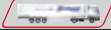

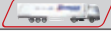






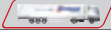















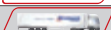











	A/mm	D/mm	E/mm
IU070127-A	1365	616	600
IU070142-A	2031	616	600

	A/mm	B/mm	D/mm	E/mm
IU070227-A	1365	560	616	700
IU070242-A	2031	560	616	700

DESCRIPTION	W x H x D (mm)	WEIGHT (kg)	EAN-CODE	AVAILABLE	ORDER NO.
<b>SYSTEMRACK</b>					
27U System Rack single-sectioned, 19"	616 x 1365 x 600	28	9004840453836		IU070127-A
42U System Rack single-sectioned, 19"	616 x 2031 x 600	34	9004840453829		<b>IU070142-A</b>
27U System Rack double-sectioned, 19"	616 x 1365 x 700	45	9004840453812		IU070227-A
42U System Rack double-sectioned, 19"	616 x 2031 x 700	58	9004840453805		<b>IU070242-A</b>

### ACCESSORIES

DESCRIPTION	EAN-CODE	AVAILABLE	ORDER NO.
<b>CASTORS</b>			
Castors for Systemrack, 4 castors (2 braked), max 750 kg load	9004840504941		<b>DSR00005-A</b>
<b>SHELVES</b>			
Fixed shelf 150mm, RAL7035, 1U, Load up to 15kg, 2 mounting angles	9004840502077		<b>DFS14815-C</b>
Fixed shelf 250mm, RAL7035, 1U, Load up to 15kg, 2 mounting angles	9004840502060		<b>DFS14825-C</b>
Fixed shelf 350mm, RAL7035, 1U, Load up to 50kg, 4 mounting angles	9004840502091		<b>DFS14835-C</b>
Fixed shelf 450mm, RAL7035, 1U, Load up to 80kg, 4 mounting angles	9004840502121		<b>DFS14845-C</b>
Fixed shelf 550mm, RAL7035, 1U, Load up to 80kg, 4 mounting angles	9004840502138		<b>DFS14855-C</b>
Fixed shelf 650mm, RAL7035, 1U, Load up to 80kg, 4 mounting angles	9004840502152		<b>DFS14865-C</b>
Fixed shelf 750mm, RAL7035, 1U, Load up to 80kg, 4 mounting angles	9004840502176		<b>DFS14875-C</b>

DESCRIPTION	EAN-CODE	AVAILABLE	ORDER NO.
<b>SHELVES</b>			
Fixed Low Profile shelf 150mm, RAL7035, 1U, Load up to 15kg, 2 mounting angles	9004840379228		DFS14815-A
Fixed Low Profile shelf 250mm, RAL7035, 1U, Load up to 20kg, 2 mounting angles	9004840379235		DFS14825-A
Fixed Low Profile shelf 350mm, RAL7035, 1U, Load up to 40kg, 4 mounting angles	9004840379242		DFS14835-A
Fixed Low Profile shelf 450mm, RAL7035, 1U, Load up to 40kg, 4 mounting angles	9004840379259		DFS14845-A
Fixed Low Profile shelf 550mm, RAL7035, 1U, Load up to 40kg, 4 mounting angles	9004840379266		DFS14855-A
Fixed Low Profile shelf 650mm, RAL7035, 1U, Load up to 40kg, 4 mounting angles	9004840379273		DFS14865-A
Fixed Low Profile shelf 750mm, RAL7035, 1U, Load up to 40kg, 4 mounting angles	9004840379280		DFS14875-A
Fixed shelf 450mm, RAL7035, 1U, Heavy Duty, Load up to 150kg, 4 mounting angles	9004840470970		DFSS4845-A
Fixed shelf 550mm, RAL7035, 1U, Heavy Duty, Load up to 150kg, 4 mounting angles	9004840470963		DFSS4855-A
Fixed shelf 650mm, RAL7035, 1U, Heavy Duty, Load up to 150kg, 4 mounting angles	9004840470918		DFSS4865-A
Fixed shelf 750mm, RAL7035, 1U, Heavy Duty, Load up to 150kg, 4 mounting angles	9004840471007		DFSS4875-A
Sliding shelf, D=350mm, RAL7035, 1U, Load up to 20kg, 4 mounting angles	9004840230550		DFA14835
Sliding shelf, D=450mm, RAL7035, 1U, Load up to 20kg, 4 mounting angles	9004840230567		DFA14845
Sliding shelf, D=550mm, RAL7035, 1U, Load up to 20kg, 4 mounting angles	9004840258905		DFA14855
Sliding shelf, D=650mm, RAL7035, 1U, Load up to 20kg, 4 mounting angles	9004840258912		DFA14865
Sliding shelf for storage of documents, D=400mm, 2U	4016032195825		DFA24835
Sliding shelf for keyboard and mouse, D=350mm, RAL7035, 2U, lockable	9004840230581		DFK24837
Shelf holder set for middle 19"-rail for enclosure D=900/1000/1200mm	9004840652109		DFSZDS01
<b>POWER DISTRIBUTION UNITS</b>			
19" Power Distribution Unit, 9x Schuko (German), ALU, 1U	9004840275674		IU070114
19" Power Distribution Unit, 8x Schuko (German) + On-/Off-Switch, ALU, 1U	9004840654738		IU070124
19" Power Distribution Unit, 8x Schuko (German), Overvoltage protection, ALU, 1U	9004840654745		IU070126
19" Power Distribution Unit, 6x Schuko (German), Overvoltage protection + filter, ALU, 1U	9004840655353		IU070118
19" Power Distribution Unit, 6x Schuko (German) with RCBO BO217516, ALU, 1U	9004840241570		IU070112
19" Power Distribution Unit, 8x Schuko (German), PVC, 1.25U	9004840193855		IU070109
19" Power Distribution Unit, 7x Schuko (German) + On-/Off-Switch, PVC, 1.25U	9004840184891		IU070107-B
19" Power Distribution Unit, 7x Schuko (German), Overvoltage protection, PVC, 1.25U	9004840241860		IU070113
19" Power Distribution Unit, 8x UTE (French), PVC, 1.25U	9004840223149		IU070110
19" Power Distribution Unit, 7x UTE (French) + On-/Off-Switch, PVC, 1,25 U	9004840223156		IU070111
<b>CABLE MANAGEMENT</b>			
19" Cable-guide panel, 5 plastic rings, 1U, RAL7035	9004840230901		DBK14805
19" Cable-guide panel, 5 metal rings, 1U, RAL7035	9004840521337		DBC14805
19" Cable-guide panel with plastic cable-trunk, 1U, RAL7035	9004840408010		HDBS148051
19" Cable-guide panel with plastic cable-trunk, 2U, RAL7035	9004840408034		HDBS148053
19" Cable-guide panel for fixing of installationcable, 1U, RAL7035	9004840230598		DBO14200
Cable-Organizer for vertical cable management, mount to 19"-rail, 80x80mm	9004840230956		DBKO8080
Back-to-back cable ties, 7.5m, W=16mm, Perforation 25cm, red	9004840650761		HSEKBK25HR
Back-to-back cable ties, 7.5m, W=16mm, Perforation 25cm, black	9004840650754		HSEKBK25HS
Cable-ties 100x2,5mm, 25 pcs., transparent	9004840509595		HSERZKB025
<b>LIGHT</b>			
Light unit, Installation on 19"-rails, by magnet or screwing	9004840533316		DV900330-A
<b>19" PATCHPANELS AND MODULES (PLEASE SEE ALSO OUR SCHRACK TOOLLESS LINE CATALOGUE)</b>			
TOOLLESS LINE Patchpanel empty for 24 modules, 19", 1U, RAL7035	9004840513233		HSER0240GS
TOOLLESS LINE Patchpanel empty for 48 modules, 19", 2U, RAL7035	9004840585605		HSER0480GS
TOOLLESS LINE DIN-rail adapter empty for 1 module	9004840628319		HSERH010GS
TOOLLESS LINE Module RJ45 shielded, Cat.6A, ISO/IEC 11801 AMD2	9004840628104		HSEMRJ6GWA
TOOLLESS LINE Module RJ45 shielded, Cat.6 De-embedded, Class Ea, 10GB	9004840507409		HSEMRJ6GWT
TOOLLESS LINE Module RJ45 shielded, Class E	9004840517316		HSEMRJ6GWS
TOOLLESS LINE Module RJ45 shielded, Category 5e	9004840520767		HSEMRJ5GWS
TOOLLESS LINE Module RJ45 unshielded, Category 6	9004840513264		HSEMRJ6UWS
TOOLLESS LINE Module RJ45 unshielded, Category 5e	9004840513257		HSEMRJ5UWS
TOOLLESS LINE Module RJ45-RJ45 coupler, shielded, Category 6	9004840621099		HSEMRKRGWS
TOOLLESS LINE Module Coax F-F coupler	9004840548143		HSEMRKFFWS
TOOLLESS LINE Module FO empty for one LC-Duplex or one SC-Simplex coupler	9004840548952		HSEMRLLLWS
<b>DIN-RAIL PANEL</b>			
19" DIN-rail panel 3U	9004840230574		DAB34810
<b>INSTALLATION-SET</b>			
19" Installation-set: 50 pcs. of M6 cagenuts, screws and washers	9004840448863		DSSRA050

## WALLMOUNTING DATA-ENCLOSURE MONOBLOC WITH REMOVABLE SIDEPANELS AND OPTION FOR FAN IP30



DW



DW



DLT12121

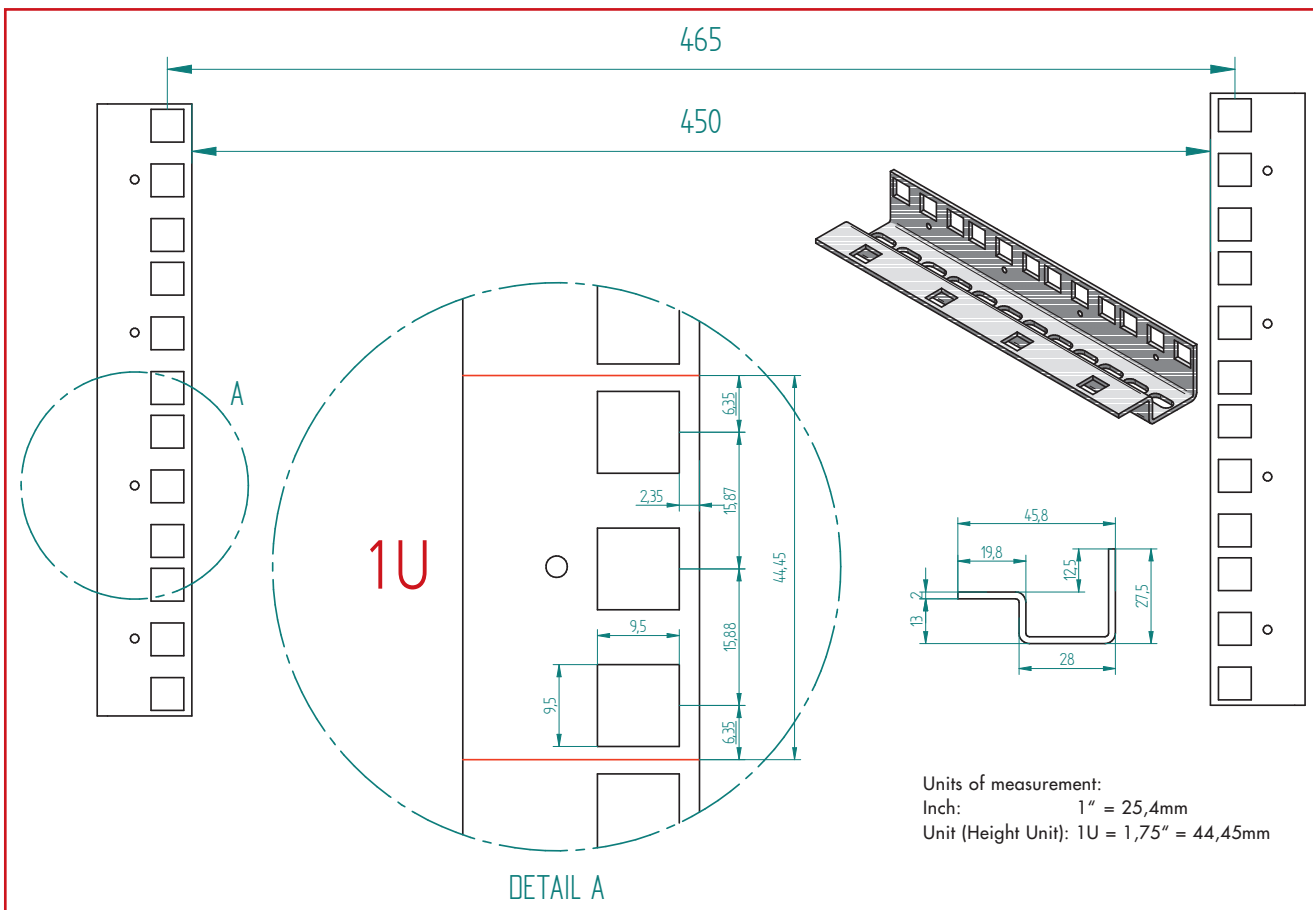
### APPLICATION

19"-Networking enclosure for wallmounting. Mostly used in offices and similar environments, like private flats or houses. Central enclosure in small or medium sized network installations. Can also be used as sub-enclosure in structured cabling systems. The removable sidepanels allow comfortable and easy access to the installed devices for maintenance from the back side of the cabinet. For active cooling, it is possible to install an optional fan into the roof and/or floor.

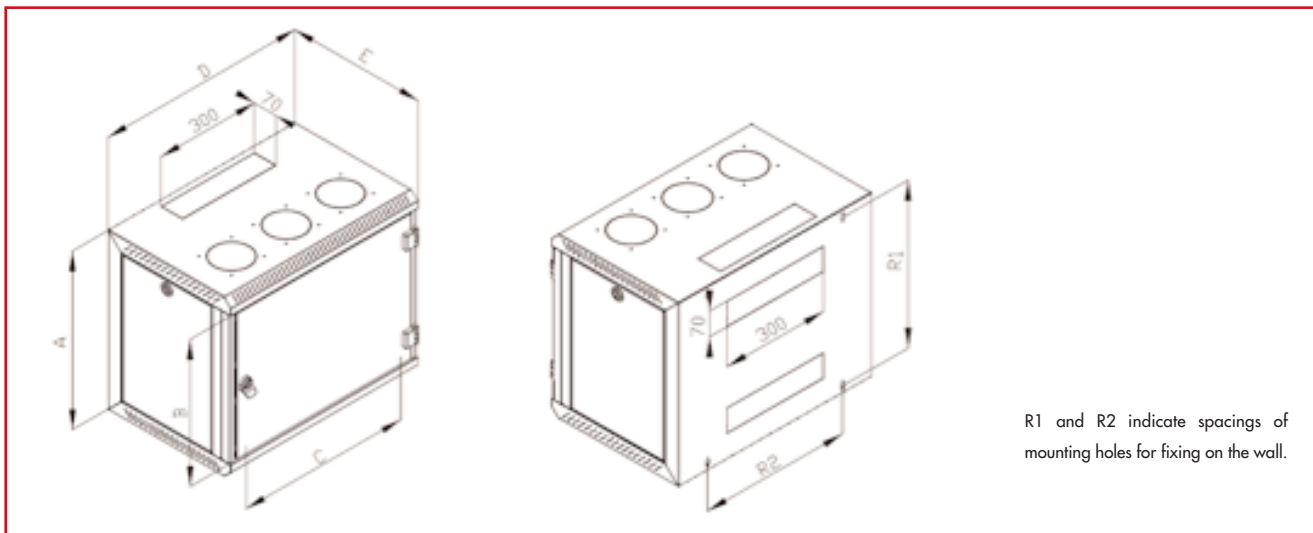
### TECHNICAL DATA

- Steel sheet
- Color: Lightgrey RAL7035
- Available dimensions:
  - 6, 9, 12, 15 and 18 U at a depth of 495 mm
  - 9, 12 and 15 U at a depth of 595 mm
- Width: 600 mm
- Maximum load:
  - 30 kg at 495 mm deep enclosures
  - 25 kg at 595 mm deep enclosures
- Degree of protection: IP 30
- Front-full-glasdoor
  - Safety hardened glass 5 mm including lock and 2 keys
  - Door hinged right
  - If a left hinged door is needed, the enclosure can be rotated 180 degrees due to symmetric construction
  - For better handling the lock can also be rotated by 180 degrees
  - Door opening: ca. 180°
  - Fullmetall- and perforated doors available as an option
- Removable sidepanels with lock and keys.
- 19" rails (2 pcs.) galvanized, continuously depth-adjustable.
- Rear 19"-mounting can be achieved by installation of a second 19"-profile-rail-pair DWPROF/DSPROF. Caution: 2 pieces profile-rails have to be ordered.
- Roof and floor with 3 openings each for optional fan DLT12121. Covered with „break-out style“ blanking covers, which can be easily broken out by use of a simple tool like a screwdriver.
- Cable-entry-openings in roof (1x), floor (1x) and rearpanel (2x). Covered with „break-out style“ blanking covers, which can be easily broken out by use of a simple tool like a screwdriver.
- Cable-entry-panel with brush included (1x).
- Cooling:
  - Passive cooling by ventilation slots.
  - Active cooling by optional fan(s) DLT12121. Max. 6 pieces per enclosure (3 pieces each can be installed in roof and floor).
- Earthing:
  - M8-Earthing point in the rear of the cabinet
  - FastOn-Earthing connections to all dismantable parts pre-installed
- Included assembly materials:
  - 8x cage nuts, bolts and washers M6
  - 4x dowel 10x50 and 4x screws M6x50 for fixing to the wall
- Wide range of available accessories (fans, cable entry panels, fixed shelves, patch panels, cable management, PDUs, doors, etc.)
- Enclosure is delivered fully-assembled

## DRAWING OF THE VERTICAL 19"-PROFILE-RAILS



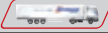







## DIMENSIONS














TYP	A/mm	B/mm	C/mm	D/mm	E/mm	R1/mm vertical	R2/mm horizontal	Gross- weight (kg)	Net- weight (kg)	Max. Load (kg)
DW066050	370	265	490	600	495	324	420	17,30	17,00	30
DW096050	500	395	490	600	495	454	420	20,60	20,30	30
DW126050	635	530	490	600	495	589	420	24,00	23,70	30
DW156050	770	665	490	600	495	724	420	27,40	27,10	30
DW186050	900	795	490	600	495	854	420	30,70	30,30	30
DW096060	500	395	490	600	595	454	420	22,70	22,40	25
DW126060	635	530	490	600	595	589	420	26,30	26,00	25
DW156060	770	665	490	600	595	724	420	30,00	29,60	25



DESCRIPTION	W x H x D (mm)	EAN-CODE	AVAILABLE	ORDER NO.
<b>WALLMOUNTING DATA-ENCLOSURE MONOBLOC WITH REMOVABLE SIDEPANELS AND OPTION FOR FAN, IP30</b>				
6U Wallmounting enclosure 19"	600 x 370 x 495	9004840522822		<a href="#">DW066050</a>
9U Wallmounting enclosure 19"	600 x 500 x 495	9004840411737		<a href="#">DW096050</a>
12U Wallmounting enclosure 19"	600 x 635 x 495	9004840522839		<a href="#">DW126050</a>
15U Wallmounting enclosure 19"	600 x 770 x 495	9004840411720		<a href="#">DW156050</a>
18U Wallmounting enclosure 19"	600 x 900 x 495	9004840522846		<a href="#">DW186050</a>
9U Wallmounting enclosure 19"	600 x 500 x 595	9004840627862		<a href="#">DW096060</a>
12U Wallmounting enclosure 19"	600 x 635 x 595	9004840627879		<a href="#">DW126060</a>
15U Wallmounting enclosure 19"	600 x 770 x 595	9004840627886		<a href="#">DW156060</a>

## ACCESSORIES

DESCRIPTION	EAN-CODE	AVAILABLE	ORDER NO.
<b>FAN</b>			
Fan with dustfilter and grille, powercable with On-/Off-switch included	9004840627855		<a href="#">DLT12121</a>
<b>DOORS</b>			
Full-metall-door for DW-enclosure 6U, W=600mm, RAL7035	9004840450880		DWRT0660
Full-metall-door for DW-enclosure 9U, W=600mm, RAL7035	9004840621747		DWRT0960
Full-metall-door for DW-enclosure 12U, W=600mm, RAL7035	9004840417135		DWRT1260
Full-metall-door for DW-enclosure 15U, W=600mm, RAL7035	9004840621532		DWRT1560
Full-metall-door for DW-enclosure 18U, W=600mm, RAL7035	9004840621563		DWRT1860
Perforated-metall-door for DW-enclosure 6U, W=600mm, RAL7035	9004840621730		DWRT0661
Perforated-metall-door for DW-enclosure 9U, W=600mm, RAL7035	9004840621754		DWRT0961
Perforated-metall-door for DW-enclosure 12U, W=600mm, RAL7035	9004840621761		DWRT1261
Perforated-metall-door for DW-enclosure 15U, W=600mm, RAL7035	9004840621587		DWRT1561
Perforated-metall-door for DW-enclosure 18U, W=600mm, RAL7035	9004840621570		DWRT1861
<b>SHELVES</b>			
Fixed shelf 150mm, RAL7035, 1U, Load up to 15kg, 2 mounting angles	9004840502077		<a href="#">DFS14815-C</a>
Fixed shelf 250mm, RAL7035, 1U, Load up to 15kg, 2 mounting angles	9004840502060		<a href="#">DFS14825-C</a>
Fixed shelf 350mm, RAL7035, 1U, Load up to 50kg, 4 mounting angles	9004840502091		<a href="#">DFS14835-C</a>
Fixed shelf 450mm, RAL7035, 1U, Load up to 80kg, 4 mounting angles	9004840502121		<a href="#">DFS14845-C</a>
Fixed shelf 550mm, RAL7035, 1U, Load up to 80kg, 4 mounting angles	9004840502138		<a href="#">DFS14855-C</a>
Fixed Low Profile shelf 150mm, RAL7035, 1U, Load up to 15kg, 2 mounting angles	9004840379228		<a href="#">DFS14815-A</a>
Fixed Low Profile shelf 250mm, RAL7035, 1U, Load up to 20kg, 2 mounting angles	9004840379235		<a href="#">DFS14825-A</a>
Fixed Low Profile shelf 350mm, RAL7035, 1U, Load up to 40kg, 4 mounting angles	9004840379242		<a href="#">DFS14835-A</a>
Fixed Low Profile shelf 450mm, RAL7035, 1U, Load up to 40kg, 4 mounting angles	9004840379259		<a href="#">DFS14845-A</a>
Fixed Low Profile shelf 550mm, RAL7035, 1U, Load up to 40kg, 4 mounting angles	9004840379266		<a href="#">DFS14855-A</a>



DESCRIPTION	EAN-CODE	AVAILABLE	ORDER NO.
<b>POWER DISTRIBUTION UNITS</b>			
19" Power Distribution Unit, 9x Schuko (German), ALU, 1U	9004840275674		IU070114
19" Power Distribution Unit, 8x Schuko (German) + On-/Off-Switch, ALU, 1U	9004840654738		IU070124
19" Power Distribution Unit, 8x Schuko (German), Overvoltage protection, ALU, 1U	9004840654745		IU070126
19" Power Distribution Unit, 6x Schuko (German), Overvoltage protection + filter, ALU, 1U	9004840655353		IU070118
19" Power Distribution Unit, 6x Schuko (German) with RCBO BO217516, ALU, 1U	9004840241570		IU070112
19" Power Distribution Unit, 8x Schuko (German), PVC, 1.25U	9004840193855		IU070109
19" Power Distribution Unit, 7x Schuko (German) + On-/Off-Switch, PVC, 1.25U	9004840184891		IU070107-B
19" Power Distribution Unit, 7x Schuko (German), Overvoltage protection, PVC, 1.25U	9004840241860		IU070113
19" Power Distribution Unit, 8x UTE (French), PVC, 1.25U	9004840223149		IU070110
19" Power Distribution Unit, 7x UTE (French) + On-/Off-Switch, PVC, 1,25 U	9004840223156		IU070111
<b>PROFILE RAILS (FOR REAR, PLEASE ORDER IN PAIRS)</b>			
19" vertical profile rail 6U	9004084230802		DWPROF06
19" vertical profile rail 9U	9004840230826		DWPROF09
19" vertical profile rail 12U	9004840230826		DWPROF12
19" vertical profile rail 15U	9004840230710		DSPROF15
19" vertical profile rail 18U	9004840230727		DSPROF18
<b>CABLE MANAGEMENT</b>			
19" Cable-guide panel, 5 plastic rings (small), 1U, RAL7035	9004840230918		DBS14805
Cable-Organizer for vertical cable management, mount to 19"-rail, 40x40mm	9004840230932		DBKO4040
Back-to-back cable ties, 7.5m, W=16mm, Perforation 25cm, red	9004840650761		HSEKKB25HR
Back-to-back cable ties, 7.5m, W=16mm, Perforation 25cm, black	9004840650754		HSEKKB25HS
Cable-ties 100x2,5mm, 25 pcs., transparent	9004840509595		HSERZKB025
<b>LIGHT</b>			
Light unit, Installation on 19"-rails, by magnet or screwing	9004840533316		DV900330-A
<b>19" PATCHPANELS AND MODULES (PLEASE SEE ALSO OUR SCHRACK TOOLLESS LINE CATALOGUE)</b>			
TOOLLESS LINE Patchpanel empty for 24 modules, 19", 1U, RAL7035	9004840513233		HSER0240GS
TOOLLESS LINE Patchpanel empty for 48 modules, 19", 2U, RAL7035	9004840585605		HSER0480GS
TOOLLESS LINE DIN-rail adapter empty for 1module	9004840628319		HSERH010GS
TOOLLESS LINE Module RJ45 shielded, Cat.6a, ISO/IEC 11801 AMD2	9004840628104		HSEMRJ6GWA
TOOLLESS LINE Module RJ45 shielded, Cat.6 De-embedded, Class Ea, 10GB	9004840507409		HSEMRJ6GWT
TOOLLESS LINE Module RJ45 shielded, Class E	9004840517316		HSEMRJ6GWS
TOOLLESS LINE Module RJ45 shielded, Category 5e	9004840520767		HSEMRJ5GWS
TOOLLESS LINE Module RJ45 unshielded, Category 6	9004840513264		HSEMRJ6UWS
TOOLLESS LINE Module RJ45 unshielded, Category 5e	9004840513257		HSEMRJ5UWS
TOOLLESS LINE Module RJ45-RJ45 coupler, shielded, Category 6	9004840621099		HSEMRKRGWS
TOOLLESS LINE Module Coax F-F coupler	9004840548143		HSEMRKFFWS
TOOLLESS LINE Module FO empty for one LC-Duplex or one SC-Simplex coupler	9004840548952		HSEMRLLWS
<b>DIN-RAIL PANEL</b>			
19" DIN-rail panel 3U	9004840230574		DAB34810
<b>POUCH</b>			
Pouch for circuit diagrams, self adhesive, A4	9004840248418		ASDRA400
<b>INSTALLATION-SET</b>			
19" Installation-set: 50 pcs. of M6 cagenuts, screws and washers	9004840448863		DSSRA050

## WALLMOUNTING DATA-ENCLOSURE MONOBLOC IP30



DW096040



DW096040

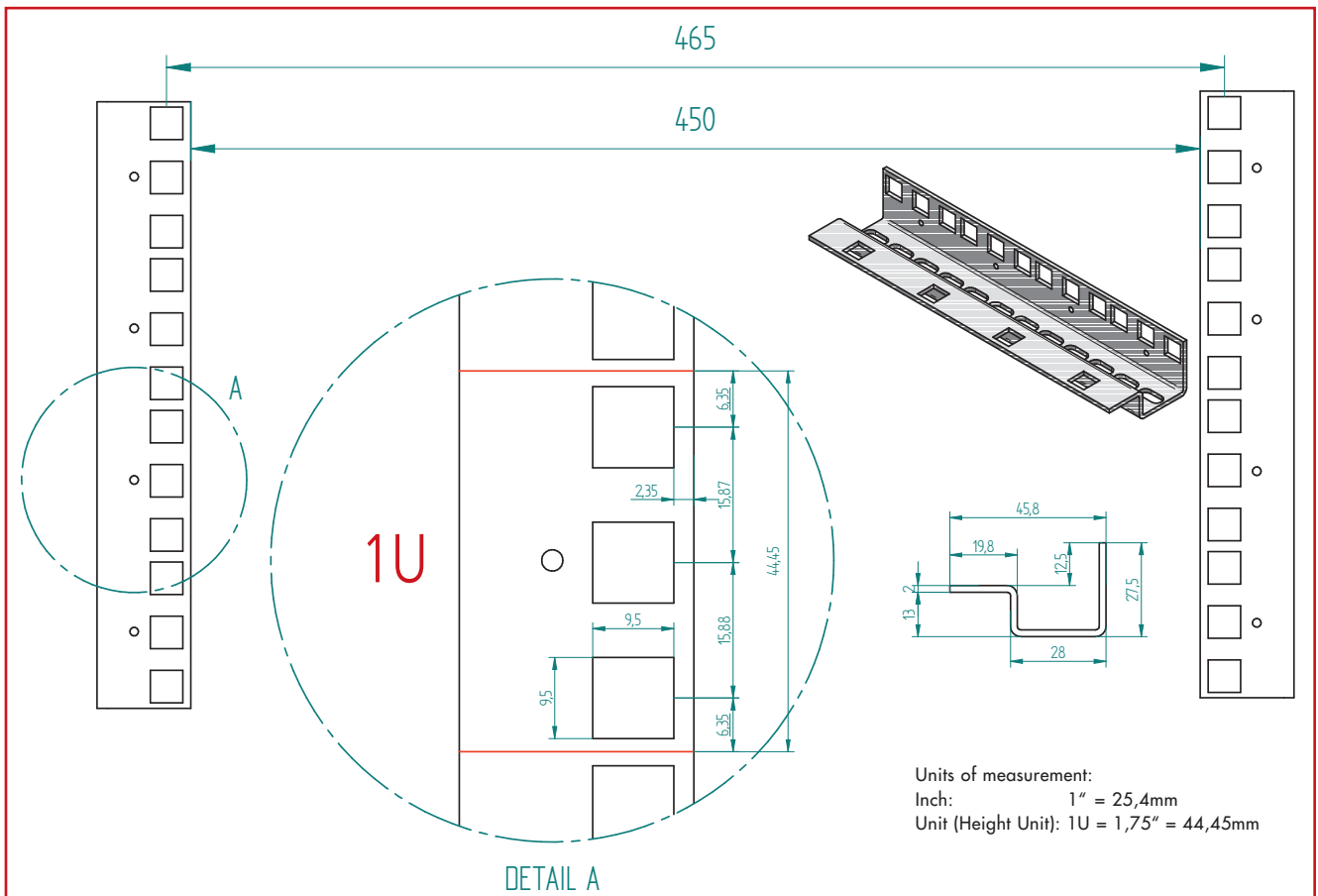
### APPLICATION

19"-Networking enclosure for wallmounting. Mostly used in offices and similar environments, like private flats or houses. Central enclosure in small network installations or sub-enclosure in structured cabling systems. Space-saving due to a depth of 395mm only.

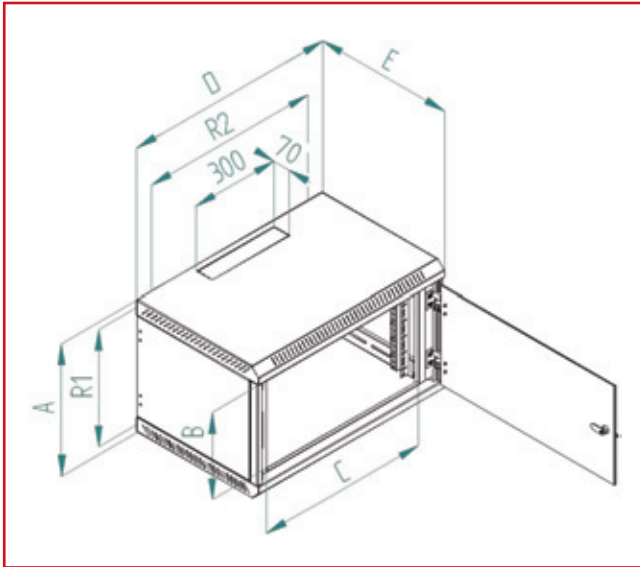
### TECHNICAL DATA

- Steel sheet
- Color: Lightgrey RAL7035
- Heights: 4, 6, 9, 12, 15 and 18 U
- Width: 600 mm
- Depth: 395 mm
- Maximum load: 30 kg
- Degree of protection: IP 30
- Front-full-glasdoor
  - Safety hardened glass 5 mm including lock and 2 keys
  - Door hinged right
  - If a left hinged door is needed, the enclosure can be rotated 180° due to symmetric construction. For better handling the lock can also be rotated by 180°.
  - Door opening: ca. 180°
  - Fullmetall- and perforated doors available as an option
- 19" rails (2 pcs.) galvanized, continuously depth-adjustable
- Rear 19"-mounting can be achieved by installation of shelf-holder-set DFSZDW01.
- Cable-entry-openings in roof (1x), floor (1x) and rearpanel (2x). Covered with „break-out style“ blanking covers, which can be easily broken out by use of a simple tool like a screwdriver.
- Cable-entry-panel with brush included (1x)
- Cooling:
  - Passive cooling by ventilation slots
- Earthing:
  - M8-Earthing point in the rear of the cabinet
  - FastOn-Earthing connections to all dismountable parts pre-installed
- Included assembly materials:
  - 8x cage nuts, bolts and washers M6
  - 4x dowel 10x50 and 4x screws M6x50 for fixing to the wall
- Wide range of available accessories (cable entry panels, fixed shelves, patch panels, cable management, PDUs, doors, etc.)
- Enclosure is delivered fully-assembled

### DRAWING OF THE VERTICAL 19"-PROFILE-RAILS



## ■ DIMENSIONS



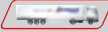





































	A/mm	B/mm	C/mm	D/mm	E/mm	R1/mm SPACINGS OF MOUNTING HOLES VERTICAL	R2/mm SPACINGS OF MOUNTING HOLES HORIZONTAL
DW046040	280	175	516	600	395	234	420
DW066040	370	265	516	600	395	324	420
DW096040	500	395	516	600	395	454	420
DW126040	635	530	516	600	395	589	420
DW156040	770	665	516	600	395	724	420
DW186040	900	795	516	600	395	854	420

DESCRIPTION	W x H x D (mm)	WEIGHT (kg)	EAN-CODE	AVAILABLE	ORDER NO.
<b>WALLMOUNTING DATA-ENCLOSURE MONOBLOC IP30</b>					
4U Wallmounting enclosure 19"	600 x 280 x 495	12,4	9004840399790		<a href="#">DW046040</a>
6U Wallmounting enclosure 19"	600 x 370 x 495	14,5	9004840399806		<a href="#">DW066040</a>
9U Wallmounting enclosure 19"	600 x 500 x 495	17,4	9004840399813		<a href="#">DW096040</a>
12U Wallmounting enclosure 19"	600 x 635 x 495	20,5	9004840399820		<a href="#">DW126040</a>
15U Wallmounting enclosure 19"	600 x 770 x 495	23,6	9004840399837		<a href="#">DW156040</a>
18U Wallmounting enclosure 19"	600 x 900 x 495	26,6	9004840399844		<a href="#">DW186040</a>

## ■ ACCESSORIES

DESCRIPTION	EAN-CODE	AVAILABLE	ORDER NO.
<b>DOORS</b>			
Full-metall-door for DW-enclosure 6U, W=600mm, RAL7035	9004840450880		DWRT0660
Full-metall-door for DW-enclosure 9U, W=600mm, RAL7035	9004840621747		DWRT0960
Full-metall-door for DW-enclosure 12U, W=600mm, RAL7035	9004840417135		DWRT1260
Full-metall-door for DW-enclosure 15U, W=600mm, RAL7035	9004840621532		DWRT1560
Full-metall-door for DW-enclosure 18U, W=600mm, RAL7035	9004840621563		DWRT1860
Perforated-metall-door for DW-enclosure 6U, W=600mm, RAL7035	9004840621730		DWRT0661
Perforated-metall-door for DW-enclosure 9U, W=600mm, RAL7035	9004840621754		DWRT0961
Perforated-metall-door for DW-enclosure 12U, W=600mm, RAL7035	9004840621761		DWRT1261
Perforated-metall-door for DW-enclosure 15U, W=600mm, RAL7035	9004840621587		DWRT1561
Perforated-metall-door for DW-enclosure 18U, W=600mm, RAL7035	9004840621570		DWRT1861

DESCRIPTION	EAN-CODE	AVAILABLE	ORDER NO.
<b>SHELVES</b>			
Fixed shelf 150mm, RAL7035, 1U, Load up to 15kg, 2 mounting angles	9004840502077		<a href="#">DFS14815-C</a>
Fixed shelf 250mm, RAL7035, 1U, Load up to 15kg, 2 mounting angles	9004840502060		<a href="#">DFS14825-C</a>
Fixed shelf 350mm, RAL7035, 1U, Load up to 50kg, 4 mounting angles	9004840502091		<a href="#">DFS14835-C</a>
Fixed Low Profile shelf 150mm, RAL7035, 1U, Load up to 15kg, 2 mounting angles	9004840379228		<a href="#">DFS14815-A</a>
Fixed Low Profile shelf 250mm, RAL7035, 1U, Load up to 20kg, 2 mounting angles	9004840379235		<a href="#">DFS14825-A</a>
Fixed Low Profile shelf 350mm, RAL7035, 1U, Load up to 40kg, 4 mounting angles	9004840379242		<a href="#">DFS14835-A</a>
<b>SHELVE HOLDER</b>			
19" Shelf holder set (2 pieces) for back of DWxx6040 / DWxx605D -enclosure	9004840652116		<a href="#">DFSZDW01</a>
<b>POWER DISTRIBUTION UNITS</b>			
19" Power Distribution Unit, 9x Schuko (German), ALU, 1U	9004840275674		<a href="#">IU070114</a>
19" Power Distribution Unit, 8x Schuko (German) + On-/Off-Switch, ALU, 1U	9004840654738		<a href="#">IU070124</a>
19" Power Distribution Unit, 8x Schuko (German), Overvoltage protection, ALU, 1U	9004840654745		<a href="#">IU070126</a>
19" Power Distribution Unit, 6x Schuko (German), Overvoltage protection + filter, ALU, 1U	9004840655353		<a href="#">IU070118</a>
19" Power Distribution Unit, 6x Schuko (German) with RCBO BO217516, ALU, 1U	9004840241570		<a href="#">IU070112</a>
19" Power Distribution Unit, 8x Schuko (German), PVC, 1.25U	9004840193855		<a href="#">IU070109</a>
19" Power Distribution Unit, 7x Schuko (German) + On-/Off-Switch, PVC, 1.25U	9004840184891		<a href="#">IU070107-B</a>
19" Power Distribution Unit, 7x Schuko (German), Overvoltage protection, PVC, 1.25U	9004840241860		<a href="#">IU070113</a>
19" Power Distribution Unit, 8x UTE (French), PVC, 1.25U	9004840223149		<a href="#">IU070110</a>
19" Power Distribution Unit, 7x UTE (French) + On-/Off-Switch, PVC, 1,25 U	9004840223156		<a href="#">IU070111</a>
<b>CABLE MANAGEMENT</b>			
19" Cable-guide panel, 5 plastic rings (small), 1U, RAL7035	9004840230918		<a href="#">DBS14805</a>
Cable-Organizer for vertical cable management, mount to 19"-rail, 40x40mm	9004840230932		<a href="#">DBKO4040</a>
Back-to-back cable ties, 7.5m, W=16mm, Perforation 25cm, red	9004840650761		<a href="#">HSEKKB25HR</a>
Back-to-back cable ties, 7.5m, W=16mm, Perforation 25cm, black	9004840650754		<a href="#">HSEKKB25HS</a>
Cable-ties 100x2,5mm, 25 pcs., transparent	9004840509595		<a href="#">HSERZKB025</a>
<b>LIGHT</b>			
Light unit, Installation on 19"-rails, by magnet or screwing	9004840533316		<a href="#">DV900330-A</a>
<b>19" PATCHPANELS AND MODULES (PLEASE SEE ALSO OUR SCHRACK TOOLLESS LINE CATALOGUE)</b>			
TOOLLESS LINE Patchpanel empty for 24 modules, 19", 1U, RAL7035	9004840513233		<a href="#">HSER0240GS</a>
TOOLLESS LINE Patchpanel empty for 48 modules, 19", 2U, RAL7035	9004840585605		<a href="#">HSER0480GS</a>
TOOLLESS LINE DIN-rail adapter empty for 1 module	9004840628319		<a href="#">HSERH010GS</a>
TOOLLESS LINE Module RJ45 shielded, Cat.6A, ISO/IEC 11801 AMD2	9004840628104		<a href="#">HSEMRJ6GWA</a>
TOOLLESS LINE Module RJ45 shielded, Cat.6 De-embedded, Class E <sub>A</sub> , 10GB	9004840507409		<a href="#">HSEMRJ6GWT</a>
TOOLLESS LINE Module RJ45 shielded, Class E	9004840517316		<a href="#">HSEMRJ6GWS</a>
TOOLLESS LINE Module RJ45 shielded, Category 5e	9004840520767		<a href="#">HSEMRJ5GWS</a>
TOOLLESS LINE Module RJ45 unshielded, Category 6	9004840513264		<a href="#">HSEMRJ6UWS</a>
TOOLLESS LINE Module RJ45 unshielded, Category 5e	9004840513257		<a href="#">HSEMRJ5UWS</a>
TOOLLESS LINE Module RJ45-RJ45 coupler, shielded, Category 6	9004840621099		<a href="#">HSEMRKRGWS</a>
TOOLLESS LINE Module Coax F-F coupler	9004840548143		<a href="#">HSEMRKFFWS</a>
TOOLLESS LINE Module FO empty for one LC-Duplex or one SC-Simplex coupler	9004840548952		<a href="#">HSEMRLLLWS</a>
<b>DIN-RAIL PANEL</b>			
19" DIN-rail panel 3U	9004840230574		<a href="#">DAB34810</a>
<b>POUCH</b>			
Pouch for circuit diagrams, self adhesive, A4	9004840248418		<a href="#">ASDRA400</a>
<b>INSTALLATION-SET</b>			
19" Installation-set: 50 pcs. of M6 cagenuts, screws and washers	9004840448863		<a href="#">DSSRA050</a>

## WALLMOUNTING DATA-ENCLOSURE DUALBLOC IP30



DW09605D



DW09605D

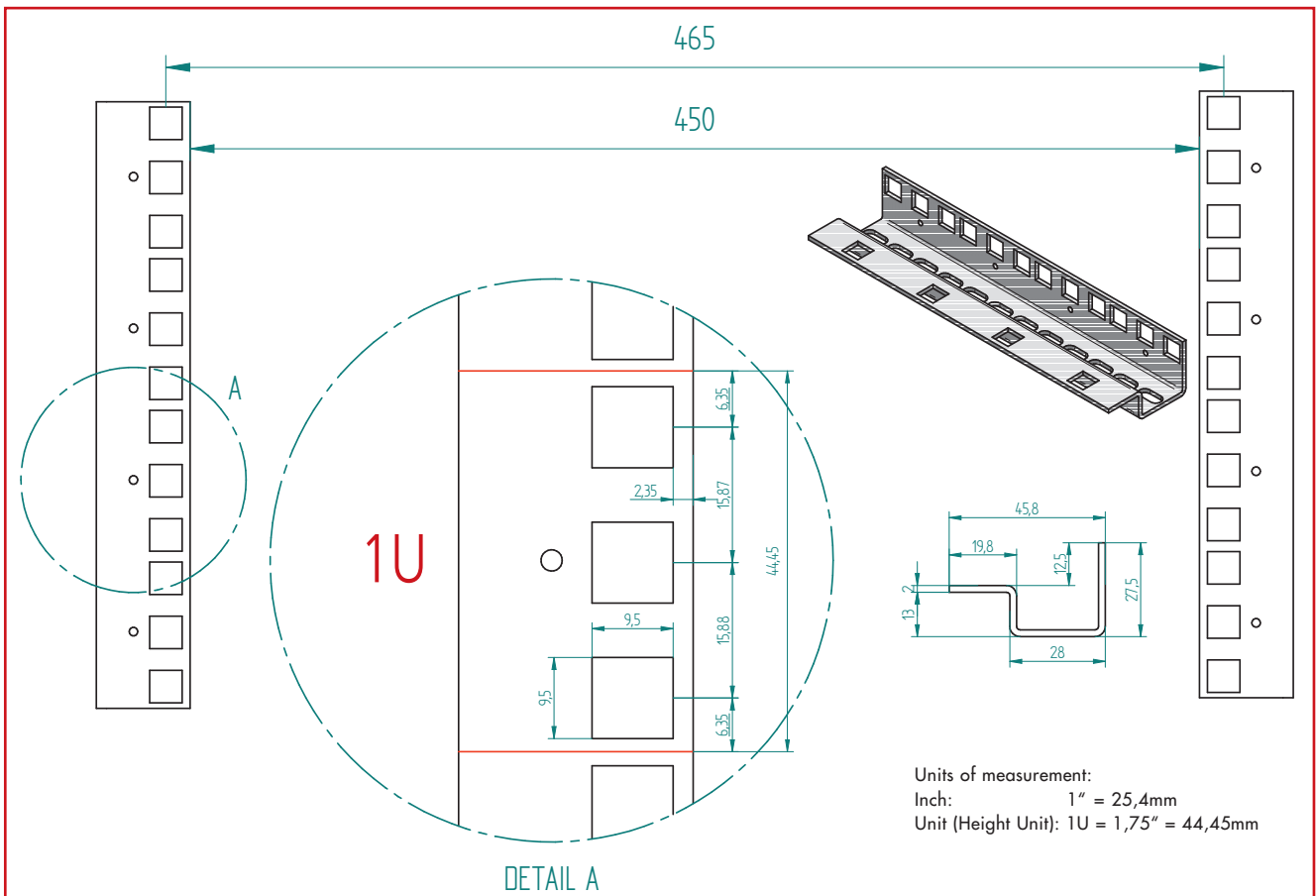
### APPLICATION

19"-Networking enclosure for wallmounting. Mostly used in offices and similar environments, like private flats or houses. Central enclosure in small and medium sized network installations or sub-enclosure in structured cabling systems. Dualbloc-constructions allows opening and swinging aside of the body and thus access to the rear of installed components for maintenance.

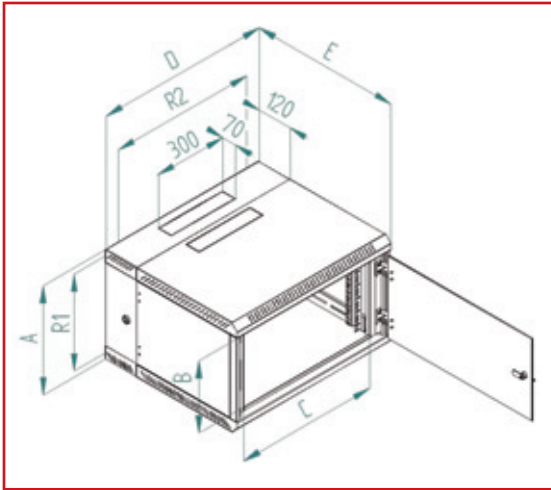
### TECHNICAL DATA

- Steel sheet
- Color: Lightgrey RAL7035
- Heights: 6, 9, 12, 15, 18 and 21 U
- Width: 600 mm
- Depth: 515 and 615 mm
- Maximum load: 20 kg (6U), 25kg (9/12U), 30kg (15/18/21U)
- Degree of protection: IP 30
- Front-full-glasdoor
  - Safety hardened glass 5 mm including lock and 2 keys
  - Door hinged right
  - If a left hinged door is needed, the enclosure can be rotated 180° due to symmetric construction. For better handling the lock can also be rotated by 180°.
  - Door opening: ca. 180°
  - Fullmetall- and perforated doors available as an option
- 19" rails (2 pcs.) galvanized, continuously depth-adjustable
- Rear 19"-mounting can be achieved by installation of shelf-holder-set DFSZDW01.
- Cable-entry-openings in roof (1x), floor (1x) and rearpanel (2x). Covered with „break-out style“ blanking covers, which can be easily broken out by use of a simple tool like a screwdriver.
- Cable-entry-panel with brush included (1x)
- Cooling:
  - Passive cooling by ventilation slots.
- Earthing:
  - M8-Earthing point in the rear of the cabinet
  - FastOn-Earthing connections to all dismantable parts pre-installed
- Included assembly materials:
  - 8x cage nuts, bolts and washers M6
  - 4x dowel 10x50 and 4x screws M6x50 for fixing to the wall
- Wide range of available accessories (cable entry panels, fixed shelves, patch panels, cable management, PDUs, doors, etc.)
- Enclosure is delivered fully-assembled

### DRAWING OF THE VERTICAL 19"-PROFILE-RAILS



## DIMENSIONS


























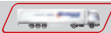













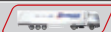

	A/mm	B/mm	C/mm	D/mm	E/mm	R1/mm SPACINGS OF MOUNTING HOLES VERTICAL	R2/mm SPACINGS OF MOUNTING HOLES HORIZONTAL
DW06605D	370	265	516	600	515	324	420
DW09605D	500	395	516	600	515	454	420
DW12605D	635	530	516	600	515	589	420
DW15605D	770	665	516	600	515	724	420
DW18605D	900	795	516	600	515	854	420
DW21605D	1.035	930	516	600	515	989	420
DW18606D	900	795	516	600	615	854	420
DW21606D	1.035	930	516	600	615	989	420

DESCRIPTION	W x H x D (mm)	WEIGHT (kg)	EAN-CODE	AVAILABLE	ORDER NO.
<b>WALLMOUNTING DATA-ENCLOSURE DUALBLOC IP30</b>					
6U Wallmounting enclosure 19"	600 x 370 x 515	17,9	9004840399851		<b>DW06605D</b>
9U Wallmounting enclosure 19"	600 x 500 x 515	21,4	9004840399868		<b>DW09605D</b>
12U Wallmounting enclosure 19"	600 x 635 x 515	25,1	9004840399875		<b>DW12605D</b>
15U Wallmounting enclosure 19"	600 x 770 x 515	28,7	9004840399882		<b>DW15605D</b>
18U Wallmounting enclosure 19"	600 x 900 x 515	32,1	9004840399899		<b>DW18605D</b>
21U Wallmounting enclosure 19"	600 x 1035 x 515	34,5	9004840399905		<b>DW21605D</b>
18U Wallmounting enclosure 19"	600 x 900 x 615	35,4	9004840664485		<b>DW18606D</b>
21U Wallmounting enclosure 19"	600 x 1035 x 615	38,1	9004840664607		<b>DW21606D</b>

## ACCESSORIES

DESCRIPTION	EAN-CODE	AVAILABLE	ORDER NO.
<b>DOORS</b>			
Full-metall-door for DW-enclosure 6U, W=600mm, RAL7035	9004840450880		DWRT0660
Full-metall-door for DW-enclosure 9U, W=600mm, RAL7035	9004840621747		DWRT0960
Full-metall-door for DW-enclosure 12U, W=600mm, RAL7035	9004840417135		DWRT1260
Full-metall-door for DW-enclosure 15U, W=600mm, RAL7035	9004840621532		DWRT1560
Full-metall-door for DW-enclosure 18U, W=600mm, RAL7035	9004840621563		DWRT1860
Perforated-metall-door for DW-enclosure 6U, W=600mm, RAL7035	9004840621730		DWRT0661
Perforated-metall-door for DW-enclosure 9U, W=600mm, RAL7035	9004840621754		DWRT0961
Perforated-metall-door for DW-enclosure 12U, W=600mm, RAL7035	9004840621761		DWRT1261
Perforated-metall-door for DW-enclosure 15U, W=600mm, RAL7035	9004840621587		DWRT1561
Perforated-metall-door for DW-enclosure 18U, W=600mm, RAL7035	9004840621570		DWRT1861



DESCRIPTION	EAN-CODE	AVAILABLE	ORDER NO.
<b>SHELVES</b>			
Fixed shelf 150mm, RAL7035, 1U, Load up to 15kg, 2 mounting angles	9004840502077		<a href="#">DFS14815-C</a>
Fixed shelf 250mm, RAL7035, 1U, Load up to 15kg, 2 mounting angles	9004840502060		<a href="#">DFS14825-C</a>
Fixed shelf 350mm, RAL7035, 1U, Load up to 50kg, 4 mounting angles	9004840502091		<a href="#">DFS14835-C</a>
Fixed shelf 450mm, RAL7035, 1U, Load up to 80kg, 4 mounting angles	9004840502121		<a href="#">DFS14845-C</a>
<b>SHELVES</b>			
Fixed Low Profile shelf 150mm, RAL7035, 1U, Load up to 15kg, 2 mounting angles	9004840379228		<a href="#">DFS14815-A</a>
Fixed Low Profile shelf 250mm, RAL7035, 1U, Load up to 20kg, 2 mounting angles	9004840379235		<a href="#">DFS14825-A</a>
Fixed Low Profile shelf 350mm, RAL7035, 1U, Load up to 40kg, 4 mounting angles	9004840379242		<a href="#">DFS14835-A</a>
Fixed Low Profile shelf 450mm, RAL7035, 1U, Load up to 40kg, 4 mounting angles	9004840379259		<a href="#">DFS14845-A</a>
<b>SHELVE HOLDER</b>			
19"Shelf holder set (2 pieces) for back of DWxx6040 / DWxx605D -enclosure	9004840652116		<a href="#">DFSZDW01</a>
<b>POWER DISTRIBUTION UNITS</b>			
19" Power Distribution Unit, 9x Schuko (German), ALU, 1U	9004840275674		<a href="#">IU070114</a>
19" Power Distribution Unit, 8x Schuko (German) + On-/Off-Switch, ALU, 1U	9004840654738		<a href="#">IU070124</a>
19" Power Distribution Unit, 8x Schuko (German), Overvoltage protection, ALU, 1U	9004840654745		<a href="#">IU070126</a>
19" Power Distribution Unit, 6x Schuko (German), Overvoltage protection + filter, ALU, 1U	9004840655353		<a href="#">IU070118</a>
19" Power Distribution Unit, 6x Schuko (German) with RCBO BO217516, ALU, 1U	9004840241570		<a href="#">IU070112</a>
19" Power Distribution Unit, 8x Schuko (German), PVC, 1.25U	9004840193855		<a href="#">IU070109</a>
19" Power Distribution Unit, 7x Schuko (German) + On-/Off-Switch, PVC, 1.25U	9004840184891		<a href="#">IU070107-B</a>
19" Power Distribution Unit, 7x Schuko (German), Overvoltage protection, PVC, 1.25U	9004840241860		<a href="#">IU070113</a>
<b>POWER DISTRIBUTION UNITS</b>			
19" Power Distribution Unit, 8x UTE (French), PVC, 1.25U	9004840223149		<a href="#">IU070110</a>
19" Power Distribution Unit, 7x UTE (French) + On-/Off-Switch, PVC, 1,25 U	9004840223156		<a href="#">IU070111</a>
<b>CABLE MANAGEMENT</b>			
19" Cable-guide panel, 5 plastic rings (small), 1U, RAL7035	9004840230918		<a href="#">DBS14805</a>
Cable-Organizer for vertical cable management, mount to 19"-rail, 40x40mm	9004840230932		<a href="#">DBKO4040</a>
Back-to-back cable ties, 7.5m, W=16mm, Perforation 25cm, red	9004840650761		<a href="#">HSEKBK25HR</a>
Back-to-back cable ties, 7.5m, W=16mm, Perforation 25cm, black	9004840650754		<a href="#">HSEKBK25HS</a>
Cable-ties 100x2,5mm, 25 pcs., transparent	9004840509595		<a href="#">HSERZKB025</a>
<b>LIGHT</b>			
Light unit, Installation on 19"-rails, by magnet or screwing	9004840533316		<a href="#">DV900330-A</a>
<b>19" PATCHPANELS AND MODULES (PLEASE SEE ALSO OUR SCHRACK TOOLLESS LINE CATALOGUE)</b>			
TOOLLESS LINE Patchpanel empty for 24 modules, 19", 1U, RAL7035	9004840513233		<a href="#">HSER0240GS</a>
TOOLLESS LINE Patchpanel empty for 48 modules, 19", 2U, RAL7035	9004840585605		<a href="#">HSER0480GS</a>
TOOLLESS LINE DIN-rail adapter empty for 1 module	9004840628319		<a href="#">HSERH010GS</a>
<b>TOOLLESS LINE</b>			
TOOLLESS LINE Module RJ45 shielded, Cat.6A, ISO/IEC 11801 AMD2	9004840628104		<a href="#">HSEMRJ6GWA</a>
TOOLLESS LINE Module RJ45 shielded, Cat.6 De-embedded, Class Ea, 10GB	9004840507409		<a href="#">HSEMRJ6GWT</a>
TOOLLESS LINE Module RJ45 shielded, Class E	9004840517316		<a href="#">HSEMRJ6GWS</a>
TOOLLESS LINE Module RJ45 shielded, Category 5e	9004840520767		<a href="#">HSEMRJ5GWS</a>
TOOLLESS LINE Module RJ45 unshielded, Category 6	9004840513264		<a href="#">HSEMRJ6UWS</a>
TOOLLESS LINE Module RJ45 unshielded, Category 5e	9004840513257		<a href="#">HSEMRJ5UWS</a>
TOOLLESS LINE Module RJ45-RJ45 coupler, shielded, Category 6	9004840621099		<a href="#">HSEMRKRGWS</a>
TOOLLESS LINE Module Coax F-F coupler	9004840548143		<a href="#">HSEMRKFFWS</a>
TOOLLESS LINE Module FO empty for one LC-Duplex or one SC-Simplex coupler	9004840548952		<a href="#">HSEMRLLWS</a>
<b>DIN-RAIL PANEL</b>			
19" DIN-rail panel 3U	9004840230574		<a href="#">DAB34810</a>
<b>POUCH</b>			
Pouch for circuit diagrams, self adhesive, A4	9004840248418		<a href="#">ASDRA400</a>
<b>INSTALLATION-SET</b>			
19" Installation-set: 50 pcs. of M6 cagenuts, screws and washers	9004840448863		<a href="#">DSSRA050</a>

## WALLMOUNTING DATA-ENCLOSURE FLATPACK IP30



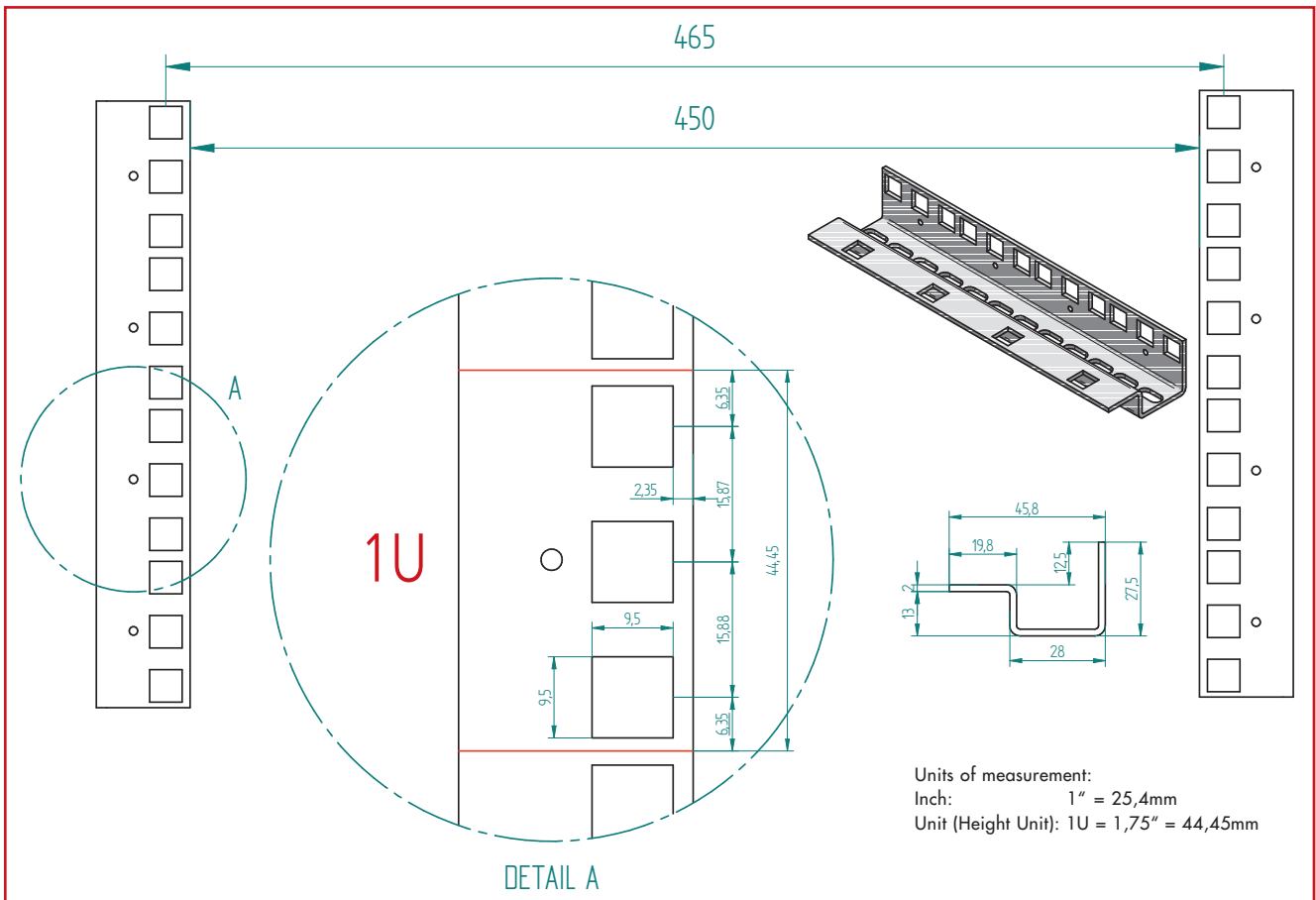
### APPLICATION

19"-Networking enclosure for wallmounting. Mostly used in offices and similar environments, like private flats or houses. Flat-pack construction means a demountable cabinet that is supplied disassembled. The assembly procedure requires only a few minutes and it almost does not require any tools. Only the profile-rails have to be screwed by use of 4x Thorx T25 screws. The individual parts of the cabinet are joined together toolless by use of mounting-pins. Space saving during storage and shipping, as well as space-saving installation due to a depth of 400 mm only.

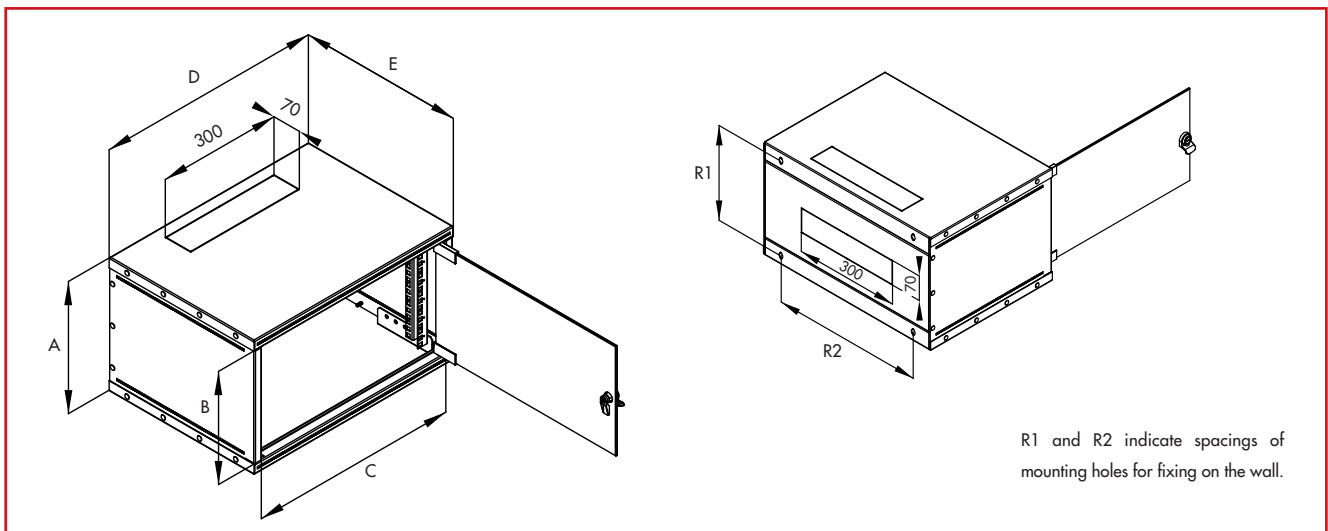
### TECHNICAL DATA

- Steel sheet
- Heights: 4, 6, 9 and 12 U
- Width: 550 mm
- Color: Lightgrey RAL7035
- Maximum load: 25 kg
- Degree of protection: IP 30
- Front-full-glasdoor
  - Safety hardened glass 5 mm including lock and 2 keys.
  - Door hinged right.
  - If a left hinged door is needed, the enclosure can be rotated 180 degrees due to symmetric construction. For better handling the lock can also be rotated by 180 degrees.
  - Door opening: 130°
- 19" rails (2 pcs.) galvanized. Step-adjustable in the front cabinet sector.
- Cable-entry-openings in roof (1x), floor (1x) and rearpanel (1x). Covered with „break-out style“ blanking covers, which can be easily broken out by use of a simple tool like a screwdriver.
- Passive cooling by ventilation slots.
- Earthing:
  - M8-Earthing point in the rear of the cabinet.
  - Earthing cables for connection to all dismountable parts included in delivery.
- Wide range of available accessories (cable entry panels, fixed shelves, patch panels, cable management, PDUs, etc.).

## DRAWING OF THE VERTICAL 19"-PROFILE-RAILS












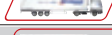





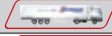












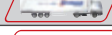
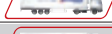
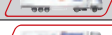




## DIMENSIONS



TYP	A/mm	B/mm	C/mm	D/mm	E/mm	R1/mm vertical	R2/mm horizontal	Gross- weight (kg)	Net- weight (kg)	Max. Load (kg)
DW045540	230	180	505	550	400	180	435	11,2	11,0	25
DW065540	320	270	505	550	400	270	435	13,3	13,0	25
DW095540	410	360	505	550	400	360	435	15,4	15,0	25
DW125540	580	530	505	550	400	530	435	18,7	18,4	25

DESCRIPTION	W x H x D (mm)	EAN-CODE	AVAILABLE	ORDER NO.
<b>WALLMOUNTING DATA-ENCLOSURE FLATPACK IP30</b>				
4U Wallmounting enclosure 19"	600 x 230 x 400	9004840650877		<a href="#">DW045540</a>
6U Wallmounting enclosure 19"	600 x 320 x 400	9004840650884		<a href="#">DW065540</a>
9U Wallmounting enclosure 19"	600 x 410 x 400	9004840650891		<a href="#">DW095540</a>
12U Wallmounting enclosure 19"	600 x 580 x 400	9004840650907		<a href="#">DW125540</a>

## ACCESSORIES

DESCRIPTION	EAN-CODE	AVAILABLE	ORDER NO.
<b>SHELVES</b>			
Fixed shelf 150mm, RAL7035, 1U, Load up to 15kg, 2 mounting angles	9004840502077		<a href="#">DFS14815-C</a>
Fixed shelf 250mm, RAL7035, 1U, Load up to 15kg, 2 mounting angles	9004840502060		<a href="#">DFS14825-C</a>
Fixed shelf 350mm, RAL7035, 1U, Load up to 50kg, 4 mounting angles	9004840502091		<a href="#">DFS14835-C</a>
Fixed Low Profile shelf 150mm, RAL7035, 1U, Load up to 15kg, 2 mounting angles	9004840379228		<a href="#">DFS14815-A</a>
Fixed Low Profile shelf 250mm, RAL7035, 1U, Load up to 20kg, 2 mounting angles	9004840379235		<a href="#">DFS14825-A</a>
Fixed Low Profile shelf 350mm, RAL7035, 1U, Load up to 40kg, 4 mounting angles	9004840379242		<a href="#">DFS14835-A</a>
<b>POWER DISTRIBUTION UNITS</b>			
19" Power Distribution Unit, 9x Schuko (German), ALU, 1U	9004840275674		<a href="#">IU070114</a>
19" Power Distribution Unit, 8x Schuko (German) + On-/Off-Switch, ALU, 1U	9004840654738		<a href="#">IU070124</a>
19" Power Distribution Unit, 8x Schuko (German), Overvoltage protection, ALU, 1U	9004840654745		<a href="#">IU070126</a>
19" Power Distribution Unit, 6x Schuko (German), Overvoltage protection + filter, ALU, 1U	9004840655353		<a href="#">IU070118</a>
19" Power Distribution Unit, 6x Schuko (German) with RCBO BO217516, ALU, 1U	9004840241570		<a href="#">IU070112</a>
19" Power Distribution Unit, 8x Schuko (German), PVC, 1.25U	9004840193855		<a href="#">IU070109</a>
19" Power Distribution Unit, 7x Schuko (German) + On-/Off-Switch, PVC, 1.25U	9004840184891		<a href="#">IU070107-B</a>
19" Power Distribution Unit, 7x Schuko (German), Overvoltage protection, PVC, 1.25U	9004840241860		<a href="#">IU070113</a>
19" Power Distribution Unit, 8x UTE (French), PVC, 1.25U	9004840223149		<a href="#">IU070110</a>
19" Power Distribution Unit, 7x UTE (French) + On-/Off-Switch, PVC, 1,25 U	9004840223156		<a href="#">IU070111</a>
<b>CABLE MANAGEMENT</b>			
19" Cable-guide panel, 5 plastic rings (small), 1U, RAL7035	9004840230918		<a href="#">DBS14805</a>
Cable-Organizer for vertical cable management, mount to 19"-rail, 40x40mm	9004840230932		<a href="#">DBKO4040</a>
Back-to-back cable ties, 7.5m, W=16mm, Perforation 25cm, red	9004840650761		<a href="#">HSEKKB25HR</a>
Back-to-back cable ties, 7.5m, W=16mm, Perforation 25cm, black	9004840650754		<a href="#">HSEKKB25HS</a>
Cable-ties 100x2,5mm, 25 pcs., transparent	9004840509595		<a href="#">HSERZKB025</a>
<b>LIGHT</b>			
Light unit, Installation on 19"-rails, by magnet or screwing	9004840533316		<a href="#">DV900330-A</a>
<b>19" PATCHPANELS AND MODULES (PLEASE SEE ALSO OUR SCHRACK TOOLLESS LINE CATALOGUE)</b>			
TOOLLESS LINE Patchpanel empty for 24 modules, 19", 1U, RAL7035	9004840513233		<a href="#">HSER0240GS</a>
TOOLLESS LINE Patchpanel empty for 48 modules, 19", 2U, RAL7035	9004840585605		<a href="#">HSER0480GS</a>
TOOLLESS LINE DIN-rail adapter empty for 1 module	9004840628319		<a href="#">HSERH010GS</a>
TOOLLESS LINE Module RJ45 shielded, Cat.6A, ISO/IEC 11801 AMD2	9004840628104		<a href="#">HSEMRJ6GWA</a>
TOOLLESS LINE Module RJ45 shielded, Cat.6 De-embedded, Class Ea, 10GB	9004840507409		<a href="#">HSEMRJ6GWT</a>
TOOLLESS LINE Module RJ45 shielded, Class E	9004840517316		<a href="#">HSEMRJ6GWS</a>
TOOLLESS LINE Module RJ45 shielded, Category 5e	9004840520767		<a href="#">HSEMRJ5GWS</a>
TOOLLESS LINE Module RJ45 unshielded, Category 6	9004840513264		<a href="#">HSEMRJ6UWS</a>
TOOLLESS LINE Module RJ45 unshielded, Category 5e	9004840513257		<a href="#">HSEMRJ5UWS</a>
TOOLLESS LINE Module RJ45-RJ45 coupler, shielded, Category 6	9004840621099		<a href="#">HSEMRKR6GWS</a>
TOOLLESS LINE Module Coax F-F coupler	9004840548143		<a href="#">HSEMRKFFWS</a>
TOOLLESS LINE Module FO empty for one LC-Duplex or one SC-Simplex coupler	9004840548952		<a href="#">HSEMRLLLWS</a>
<b>DIN-RAIL PANEL</b>			
19" DIN-rail panel 3U	9004840230574		<a href="#">DAB34810</a>
<b>INSTALLATION-SET</b>			
19" Installation-set: 50 pcs. of M6 cagenuts, screws and washers	9004840448863		<a href="#">DSSRA050</a>

## WALLMOUNTING DATA-ENCLOSURE 10" SOHO IP30



DV61000xxx



DV61000xxx



IU071000-A



HSERG106GV

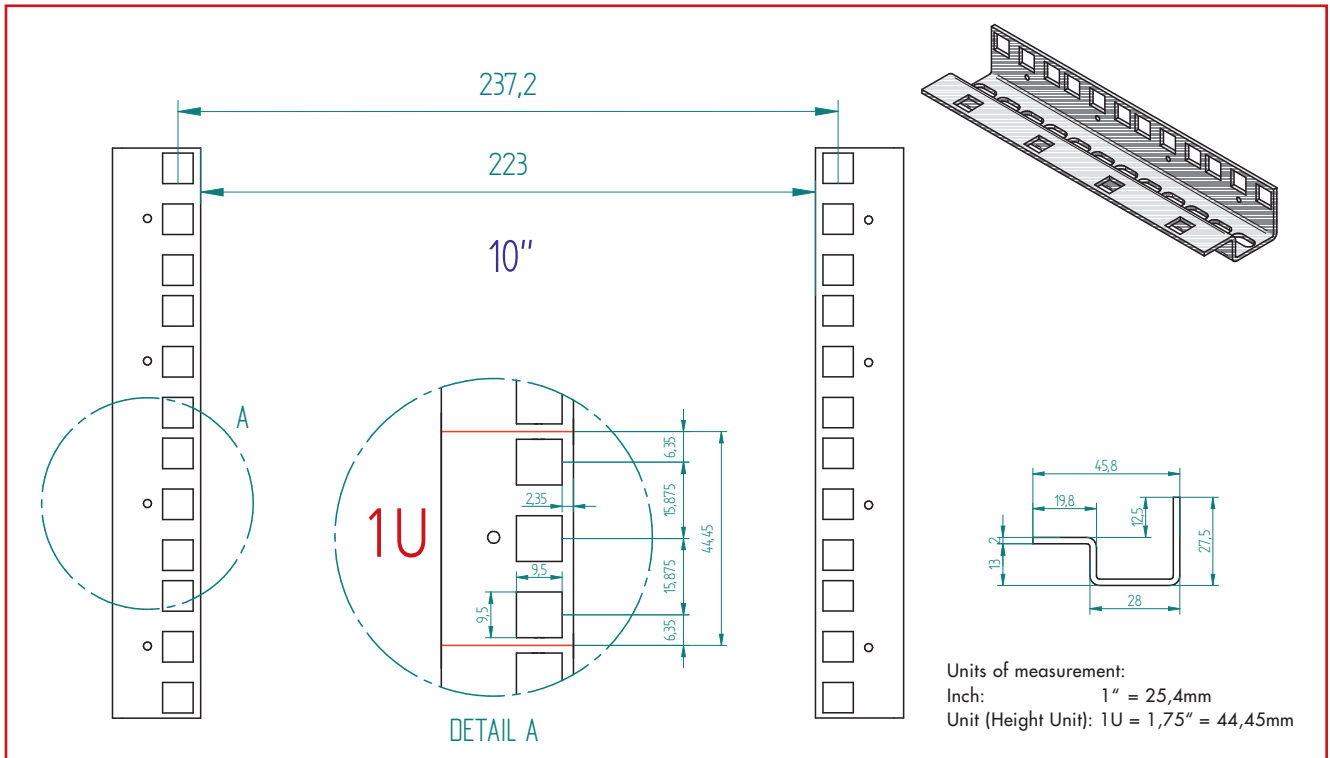
### APPLICATION

10"-SoHo (Small Office Home Office) networking enclosure for wallmounting. Mostly used in small offices or similar environments, like private flats or houses. For space saving realization of standard applicant structured cabling systems.

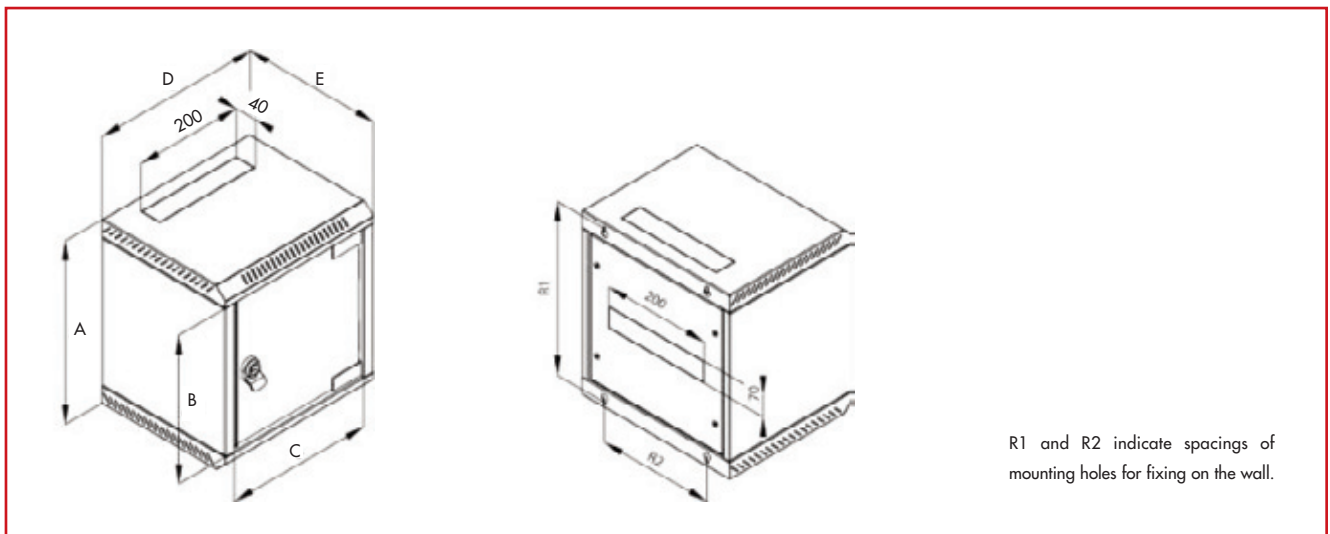
### TECHNICAL DATA

- Steel sheet
- Color: Lightgrey RAL7035
- Heights: 4, 6 and 9 U
- Width: 310 mm
- Depth: 260 mm
- Maximum load: 20 kg
- Degree of protection: IP 30
- Front-full-glasdoor
  - Safety hardened glass 5 mm including lock and 2 keys
  - Door hinged right
  - If a left hinged door is needed, the enclosure can be rotated 180 degrees due to symmetric construction. For better handling the lock can also be rotated by 180 degrees.
  - Door opening: ca. 180°
- 19" rails (2 pcs.) galvanized, depth-adjustable in predefined positions.
- Cable-entry-openings in roof (1x), floor (1x) and rearpanel (1x at 4 U, 2x at 6 and 9 U). Covered with „break-out style“ blanking covers, which can be easily broken out by use of a simple tool like a screwdriver.
- Cooling:
  - Passive cooling by ventilation slots
- Earthing:
  - M8-Earthing point in the rear of the cabinet
  - FastOn-Earthing connections to all dismountable parts pre-installed
- Included assembly materials:
  - 8x cage nuts, bolts and washers M6
  - 4x dowel 10x50 and 4x screws M6x50 for fixing to the wall
- Wide range of available accessories (fixed shelf, patch panels, PDUs, etc.).
- Enclosure is delivered fully-assembled.

## DRAWING OF THE VERTICAL 10"-PROFILE-RAILS






## DIMENSIONS



TYP	A/mm	B/mm	C/mm	D/mm	E/mm	R1/mm vertical	R2/mm horizontal	Gross- weight (kg)	Net- weight (kg)	Max. Laod (kg)
DV610004-A	248	169	255	310	260	212	212	5,5	5,4	20
DV610006-A	337	258	255	310	260	301	212	6,9	6,8	20
DV610009-A	470	391	255	310	260	434	212	8,3	8,2	20



DESCRIPTION	W x H x D (mm)	EAN-CODE	AVAILABLE	ORDER NO.
<b>WALLMOUNTING DATA-ENCLOSURE 10" SOHO IP30</b>				
4U Wallmounting enclosure 10"	310 x 248 x 260	9004840517378		<a href="#">DV610004-A</a>
6U Wallmounting enclosure 10"	310 x 337 x 260	9004840517385		<a href="#">DV610006-A</a>
9U Wallmounting enclosure 10"	310 x 470 x 260	9004840517392		<a href="#">DV610009-A</a>

## ACCESSORIES

DESCRIPTION	EAN-CODE	AVAILABLE	ORDER NO.
<b>SHELVES</b>			
Fixed shelf 10", 150mm, RAL7035, 1U, Load up to 15kg, 2 mounting angles	9004840517408		<a href="#">IU071000-A</a>
<b>POWER DISTRIBUTION UNITS</b>			
10" Power Distribution Unit, 3x Schuko (German), ALU-profile, 1U	9004840653465		<a href="#">IU070122</a>
10" Power Distribution Unit, 3x UTE (French), ALU-profile, 1U	?		<a href="#">IU070123</a>
<b>CABLE MANAGEMENT</b>			
Cable-Organizer for vertical cable management, mount to 19"-rail, 40x40mm	9004840230932		<a href="#">DBKO4040</a>
Back-to-back cable ties, 7.5m, W=16mm, Perforation 25cm, red	9004840650761		<a href="#">HSEBKB25HR</a>
Back-to-back cable ties, 7.5m, W=16mm, Perforation 25cm, black	9004840650754		<a href="#">HSEBKB25HS</a>
Cable-ties 100x2,5mm, 25 pcs., transparent	9004840509595		<a href="#">HSERZKB025</a>
<b>10" PATCHPANELS AND MODULES (PLEASE SEE ALSO OUR SCHRACK TOOLLESS LINE CATALOGUE)</b>			
TOOLLESS LINE Patchpanel empty for 12 modules, 10", 1U, RAL7035	9004840655346		<a href="#">HSER0120GS</a>
TOOLLESS LINE Module RJ45 shielded, Cat.6A, ISO/IEC 11801 AMD2	9004840628104		<a href="#">HSEMRJ6GWA</a>
TOOLLESS LINE Module RJ45 shielded, Cat.6 De-embedded, Class EA, 10GB	9004840507409		<a href="#">HSEMRJ6GWT</a>
TOOLLESS LINE Module RJ45 shielded, Class E	9004840517316		<a href="#">HSEMRJ6GWS</a>
TOOLLESS LINE Module RJ45 shielded, Category 5e	9004840520767		<a href="#">HSEMRJ5GWS</a>
TOOLLESS LINE Module RJ45 unshielded, Category 6	9004840513264		<a href="#">HSEMRJ6UWS</a>
TOOLLESS LINE Module RJ45 unshielded, Category 5e	9004840513257		<a href="#">HSEMRJ5UWS</a>
TOOLLESS LINE Module RJ45-RJ45 coupler, shielded, Category 6	9004840621099		<a href="#">HSEMRKRGWS</a>
TOOLLESS LINE Module Coax F-F coupler	9004840548143		<a href="#">HSEMRKFFWS</a>
TOOLLESS LINE Module FO empty for one LC-Duplex or one SC-Simplex coupler	9004840548952		<a href="#">HSEMRLLWS</a>
<b>10" FIXED PATCHPANEL</b>			
CAT6 LINE Patchpanel 10xRJ45 shielded, 10", 1U, RAL7035	9004840520781		<a href="#">HSERG106GV</a>
<b>INSTALLATION-SET</b>			
19" Installation-set: 50 pcs. of M6 cagenuts, screws and washers	9004840448863		<a href="#">DSSRA050</a>

## ■ HORIZONTAL CABLE MANAGEMENT PANEL 19"



DBS14805



DBK14805



DBC14805



HDBS148051/HDBS148053

### ■ SCHRACK-INFO


- Steel sheet
- Heights: 1 and 2 U
- Color: lightgrey RAL7035
- Recommended use in:
  - Wallmounting Enclosures: DBS14805
  - Freestanding Enclosures: DBK14805, DBC14805, HDBS148051, HDBS148053
- Included assembly materials: 4x cage nuts, bolts and washers M6

DESCRIPTION	HEIGHT	EAN-CODE	AVAILABLE	ORDER NO.
19" Cable management panel, 5 small PVC-rings	1 U	9004840230918		<b>DBS14805</b>
19" Cable management panel, 5 big PVC-rings	1 U	9004840230901		<b>DBK14805</b>
19" Cable management panel, 5 big Metal-rings	1 U	9004840521337		<b>DBC1480</b>
19" Cable management panel, PVC cable-trunk dark-grey	1 U	9004840408010		<b>HDBS148051</b>
19" Cable management panel, PVC cable-trunk dark-grey	2 U	9004840408034		<b>HDBS148053</b>

## ■ CABLE MANAGEMENT




DBO14200



DBO14201



HSERZKB025



HSEKKBK25HR/HSEKKBK25HS

### ■ SCHRACK-INFO

- Back-to-Back cable-ties are used for bundling of installation-cables and offer the advantage of re-opening and re-closing several times. Standard cable-ties are used to fix cables to patchpanels, management-panels, etc.

DESCRIPTION	EAN-CODE	AVAILABLE	ORDER NO.
19" Cable management panel for installation cable, 1U, RAL7035	9004840230598		<b>DBO14200</b>
19" Cable management panel 170x150mm for fixing to 19"-vertical rails, RAL7035	9004840532272		<b>DBO14201</b>
Back-to-Back cable tie, 7.5m, W=16mm, Perforated every 25cm, Red	9004840650761		<b>HSEKKBK25HR</b>
Back-to-Back cable tie, 7.5m, W=16mm, Perforated every 25cm, Black	9004840650754		<b>HSEKKBK25HS</b>
Cable Ties 100x2,5 mm, transparent, 25pcs.	9004840509595		<b>HSERZKB025</b>
Cable Ties 200x2,6 mm, transparent, Packed 100 pcs. each.	9004840316124		<b>HKABITR006</b>

## ■ CABLE ENTRY PANEL 19"



DBB14802



DBB14820-A

### ■ SCHRACK-INFO


- Steel sheet
- Height: 1 U
- Color: lightgrey RAL7035
- Included assembly materials:  
4x cage nuts, bolts and washers M6

DESCRIPTION	HEIGHT	EAN-CODE	AVAILABLE	ORDER NO.
19" Cable entry panel with 2-sided brush, RAL7035	1 U	9004840230925		<a href="#">DBB14802</a>
19" Cable entry panel with opening, RAL7035	1 U	9004840401394		<a href="#">DBB14820-A</a>

## ■ CABLE ORGANIZER



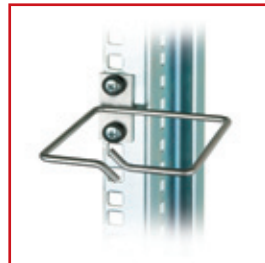
DBKO



DBKO4040



DBKO4080



DBKO8080

### ■ SCHRACK-INFO

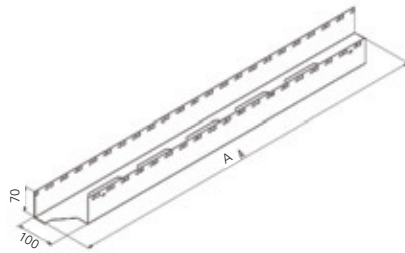
- Round Steel
- For vertical cable-management
- Mounted to 19" vertical rails
- Recommended use in:
  - Wallmounting Enclosures: DBKO4040
  - Freestanding Enclosures: DBKO4080 and DBKO8080
- Included assembly materials: 2x cage nuts, bolts and washers M6

DESCRIPTION	HEIGHT	EAN-CODE	AVAILABLE	ORDER NO.
Cable-Organizer 40x40	1 U	9004840230932		<a href="#">DBKO4040</a>
Cable-Organizer 40x80	1 U	9004840230949		<a href="#">DBKO4080</a>
Cable-Organizer 80x80	1 U	9004840230956		<a href="#">DBKO8080</a>

## VERTICAL CABLE MANAGEMENT CHANNEL FOR DS/DSZ/DSI ENCLOSURES WIDTH 800 mm



DSKV4280




### SCHRACK-INFO

- Steel sheet
- Heights: 15, 18, 22, 27, 32, 37, 42 and 45 U
- U-shape profile 100 x 70 mm

### APPLICATION

These vertical cable management channels are installed between the 19"-rail and the body of a 800 wide DS-, DSZ-, DSI-enclosure. We recommend to fix it to the 19"-vertical rail as well as to the body of the enclosure to increase stability. Cables can be fixed to it by use of cable-ties or PVC-cable-trunks can be fixed into the channel. Due to flexible construction, the channel can be installed on left and right side, front and rear and with opening to front or rear.

DESCRIPTION	HEIGHT	EAN-CODE	AVAILABLE	ORDER NO.
Vertical cable management for 800 wide DS/DSZ/DSI-enclosure	15 U	9004840517415		DSKV1580
Vertical cable management for 800 wide DS/DSZ/DSI-enclosure	18 U	9004840517422		DSKV1880
Vertical cable management for 800 wide DS/DSZ/DSI-enclosure	22 U	9004840517439		DSKV2280
Vertical cable management for 800 wide DS/DSZ/DSI-enclosure	27 U	9004840517446		DSKV2780
Vertical cable management for 800 wide DS/DSZ/DSI-enclosure	32 U	9004840517453		DSKV3280
Vertical cable management for 800 wide DS/DSZ/DSI-enclosure	37 U	9004840517460		DSKV3780
Vertical cable management for 800 wide DS/DSZ/DSI-enclosure	42 U	9004840517477		<b>DSKV4280</b>
Vertical cable management for 800 wide DS/DSZ/DSI-enclosure	45 U	9004840517484		DSKV4580

## ROOF CABLE ENTRY



DBK2480

### SCHRACK-INFO


- Steel sheet
- Height: 2 U
- Color: lightgrey RAL7035
- Color of brush: black
- Included assembly materials: 4x cage nuts, bolts and washers M6

### APPLICATION

The roof cable entry with brush is used for to replace one 2U blindcover in the roof of SCHRACK freestanding enclosures. The brush minimizes the entry of dust into the cabinet, while offering convenient cable-entry. For bigger cable-bundles, 2 cable-entry panels can be installed face-to-face.

DESCRIPTION	HEIGHT	EAN-CODE	AVAILABLE	ORDER NO.
Roof cable entry with brush for dust protection brush, RAL7035	2 U	9004840231151		<b>DBK2480</b>

## BLANKING PANEL 19"



DBO14803

### SCHRACK-INFO

- Steel sheet
- Heights: 1, 2, 3, 4, 5 and 6 U
- Color: lightgrey RAL7035
- Included assembly materials: 4x cage nuts, bolts and washers M6

DESCRIPTION	HEIGHT	EAN-CODE	AVAILABLE	ORDER NO.
Blanking panel 19", RAL 7035	1 U	9004840230840		<a href="#">DBO14801</a>
Blanking panel 19", RAL 7035	2 U	9004840230857		<a href="#">DBO14802</a>
Blanking panel 19", RAL 7035	3 U	9004840230864		<a href="#">DBO14803</a>
Blanking panel 19", RAL 7035	4 U	9004840230871		<a href="#">DBO14804</a>
Blanking panel 19", RAL 7035	5 U	9004840230888		<a href="#">DBO14805</a>
Blanking panel 19", RAL 7035	6 U	9004840230895		<a href="#">DBO14806</a>



**Order No. blue:** Stock items, usually ready for delivery on the day of order

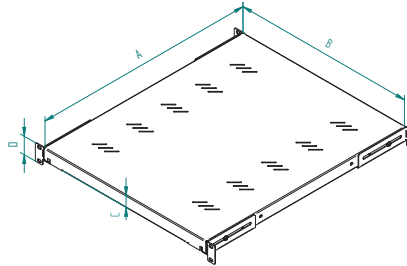
## SHELVES 19"



DFS14825-C



DFS14845-C



### APPLICATION

Shelves are used for components that have no 19"-installation possibility. To increase stability and maximum possible load, we recommend 4-point (front and rear) fixing of the shelves to the 19"-vertical rails.

### TECHNICAL DATA

- Steel sheet
- Color: lightgrey RAL7035
- Depths: 150, 250, 350, 450, 550, 650 and 750 mm
- Used height: 1 U
- Perforated for optimized air-flow inside the cabinet.
- 100% of space between 19"-vertical rails (450 mm) usable.
- High load capability of up to 80 kg, depending on depth.
- Flexible adjustable in depth:
  - Front side of shelf can be installed before or behind front 19"-vertical rails.
  - Back side of shelf can be installed behind or before rear 19"-vertical rails.
- Included assembly materials:
  - Depth 150 to 250 mm: 4x cage nuts, bolts and washers M6
  - Depth 350 to 750 mm: 8x cage nuts, bolts and washers M6

	A/mm	B/mm	C/mm	D/mm	MOUNTING BRACKETS INCLUDED	MAX. LOAD
DFS14815-C	150	440	30	1 U	2	15kg
DFS14825-C	250	440	30	1 U	2	15kg
DFS14835-C	350	440	30	1 U	4	50kg
DFS14845-C	450	440	30	1 U	4	80kg
DFS14855-C	550	440	30	1 U	4	80kg
DFS14865-C	650	440	30	1 U	4	80kg
DFS14875-C	750	440	30	1 U	4	80kg

DESCRIPTION	EAN-CODE	AVAILABLE	ORDER NO.
Fixed shelf 150mm, RAL7035, 1U, Load up to 15kg, 2 mounting brackets	9004840502077		<a href="#">DFS14815-C</a>
Fixed shelf 250mm, RAL7035, 1U, Load up to 15kg, 2 mounting brackets	9004840502060		<a href="#">DFS14825-C</a>
Fixed shelf 350mm, RAL7035, 1U, Load up to 50kg, 4 mounting brackets	9004840502091		<a href="#">DFS14835-C</a>
Fixed shelf 450mm, RAL7035, 1U, Load up to 80kg, 4 mounting brackets	9004840502121		<a href="#">DFS14845-C</a>
Fixed shelf 550mm, RAL7035, 1U, Load up to 80kg, 4 mounting brackets	9004840502138		<a href="#">DFS14855-C</a>
Fixed shelf 650mm, RAL7035, 1U, Load up to 80kg, 4 mounting brackets	9004840502152		<a href="#">DFS14865-C</a>
Fixed shelf 750mm, RAL7035, 1U, Load up to 80kg, 4 mounting brackets	9004840502176		<a href="#">DFS14875-C</a>



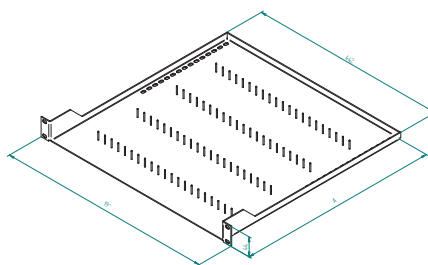
## SHELVES 19" LOW PROFILE



DFS14825-A



DFS14845-A






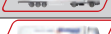



### APPLICATION

Shelves are used for components that have no 19"-installation possibility. To increase stability and maximum possible load, we recommend 4-point (front and rear) fixing of the shelves to the 19"-vertical rails. Due to special U-shape construction of the Low Profile shelves, also the height, where the shelf is installed, can be used for components.


### TECHNICAL DATA

- Steel sheet
- Color: lightgrey RAL7035
- Depths: 150, 250, 350, 450, 550, 650 and 750 mm
- Height: 1 U
- Perforated for optimized air-flow inside the cabinet.
- U-shaped low profile construction for maximized space for components .
- Load capability of up to 40 kg, depending on depth.
- Flexible adjustable in depth:
  - Back side of shelf can be installed behind or before rear 19"-vertical rails.
- Included assembly materials:
  - Depth 150 to 250 mm: 4x cage nuts, bolts and washers M6
  - Depth 350 to 750 mm: 8x cage nuts, bolts and washers M6

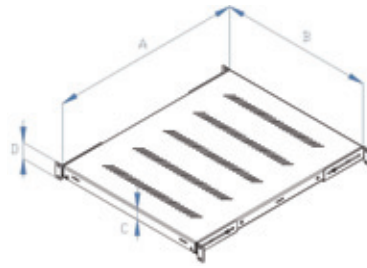
	A/mm	MOUNTING BRACKETS INCLUDED	MAX. LOAD
DFS14815-A	150	2	15kg
DFS14825-A	250	2	20kg
DFS14835-A	350	4	40kg
DFS14845-A	450	4	40kg
DFS14855-A	550	4	40kg
DFS14865-A	650	4	40kg
DFS14875-A	750	4	40kg

DESCRIPTION	EAN-CODE	AVAILABLE	ORDER NO.
Fixed Low Profile shelf 150mm, RAL7035, 1U, Load up to 15kg, 2 mounting brackets	9004840379228		<a href="#">DFS14815-A</a>
Fixed Low Profile shelf 250mm, RAL7035, 1U, Load up to 20kg, 2 mounting brackets	9004840379235		<a href="#">DFS14825-A</a>
Fixed Low Profile shelf 350mm, RAL7035, 1U, Load up to 40kg, 4 mounting brackets	9004840379242		<a href="#">DFS14835-A</a>
Fixed Low Profile shelf 450mm, RAL7035, 1U, Load up to 40kg, 4 mounting brackets	9004840379259		<a href="#">DFS14845-A</a>
Fixed Low Profile shelf 550mm, RAL7035, 1U, Load up to 40kg, 4 mounting brackets	9004840379266		<a href="#">DFS14855-A</a>
Fixed Low Profile shelf 650mm, RAL7035, 1U, Load up to 40kg, 4 mounting brackets	9004840379273		<a href="#">DFS14865-A</a>
Fixed Low Profile shelf 750mm, RAL7035, 1U, Load up to 40kg, 4 mounting brackets	9004840379280		<a href="#">DFS14875-A</a>

## SHELVES 19" HEAVY DUTY



DFSS4855-A



### APPLICATION

Shelves are used for components that have no 19"-installation possibility. To increase stability and maximum possible load, we strictly recommend 4-point (front and rear) fixing of the shelves to the 19"-vertical rails. These heavy duty shelves offer a maximum load of 150 kg. Thus, they are used to place servers, UPS, battery packs or other very heavy equipment on it.

### TECHNICAL DATA

- Steel sheet
- Color: lightgrey RAL7035
- Depths: 450, 550, 650 and 750 mm
- Used height: 1 U
- Perforated for optimized air-flow inside the cabinet.
- 100% of space between 19"-vertical rails (450 mm) usable.
- Heavy Duty load capability of 150 kg.
- Flexible adjustable in depth:
  - Front side of shelf can be installed before or behind front 19"-vertical rails.
  - Back side of shelf can be installed behind or before rear 19"-vertical rails.
- Included assembly materials: 8x cage nuts, bolts and washers M6

	A/mm	B/mm	C/mm	D/mm	MOUNTING BRACKETS INCLUDED	MAX. LOAD
DFSS845-A	450	440	30	1 U	4	150kg
DFSS855-A	550	440	30	1 U	4	150kg
DFSS865-A	650	440	30	1 U	4	150kg
DFSS875-A	750	440	30	1 U	4	150kg

DESCRIPTION	EAN-CODE	AVAILABLE	ORDER NO.
Fixed shelf 450mm, RAL7035, 1U, Heavy Duty, Load up to 150kg, 4 mounting brackets	9004840470970		<b>DFSS4845-A</b>
Fixed shelf 550mm, RAL7035, 1U, Heavy Duty, Load up to 150kg, 4 mounting brackets	9004840470963		<b>DFSS4855-A</b>
Fixed shelf 650mm, RAL7035, 1U, Heavy Duty, Load up to 150kg, 4 mounting brackets	9004840470918		<b>DFSS4865-A</b>
Fixed shelf 750mm, RAL7035, 1U, Heavy Duty, Load up to 150kg, 4 mounting brackets	9004840471007		<b>DFSS4875-A</b>

## SLIDING SHELVES 19"



DFA14845



DFA14845



DFA14845



DFA14845

### TECHNICAL DATA

- Steel sheet
- Color: lightgrey RAL7035
- Depths: 350, 450, 550 and 650 mm
- Used height: 1 U
- Maximum load: 20 kg
- Perforated for optimized air-flow inside the cabinet.
- Can be used as tray also.
- Included assembly materials: 8x cage nuts, bolts and washers M6

	A/mm	B/mm	C/mm	D/mm	MOUNTING BRACKETS INCLUDED	MAX. LOAD
DFA14835	350	416	38	1HE	4	20kg
DFA14845	450	416	38	1HE	4	20kg
DFA14855	550	416	38	1HE	4	20kg
DFA14865	650	416	38	1HE	4	20kg

DESCRIPTION	EAN-CODE	AVAILABLE	ORDER NO.
Sliding shelf, D=350mm, RAL7035, 1U, Load up to 20kg, 4 mounting brackets	9004840230550		<a href="#">DFA14835</a>
Sliding shelf, D=450mm, RAL7035, 1U, Load up to 20kg, 4 mounting brackets	9004840230567		<a href="#">DFA14845</a>
Sliding shelf, D=550mm, RAL7035, 1U, Load up to 20kg, 4 mounting brackets	9004840258905		<a href="#">DFA14855</a>
Sliding shelf, D=650mm, RAL7035, 1U, Load up to 20kg, 4 mounting brackets	9004840258912		<a href="#">DFA14865</a>

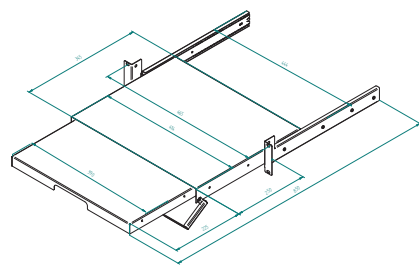
## KEYBOARD SHELF 19"



DFK24837



DFK24837



### TECHNICAL DATA

- Steel sheet
- Color: lightgrey RAL7035
- Depth: 350 mm
- Used height: 2 U
- Maximum load: 25 kg
- Pull-out mouse drawer
- Lockable incl. 2 keys
- Included assembly materials: 8x cage nuts, bolts and washers M6

DESCRIPTION	EAN-CODE	AVAILABLE	ORDER NO.
Sliding shelf for keyboard and mouse, D=350mm, RAL7035, 2U, lockable	9004840230581		<a href="#">DFK24837</a>

## TRAY FOR DOCUMENTS 19"



DFK24835

### TECHNICAL DATA

- Steel sheet
- Color: lightgrey RAL7035
- Depth: 400 mm
- Used height: 2 U
- Maximum load: 25 kg
- Lockable incl. key

DESCRIPTION	EAN-CODE	AVAILABLE	ORDER NO.
Sliding shelf for storage of documents, D=400mm, 2U	4016032195825		<b>DFA24835</b>

## SHELF HOLDERS



DFSZDS01



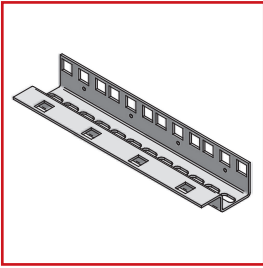
DFSZDW01

### TECHNICAL DATA

- Steel sheet
- DFSZDS01:
  - For 900, 1000 and 1200 deep enclosures
  - To be fixed to middle rail
  - Rear support of installed equipment with short length
  - Middle support of installed equipment with long length
- DFSZDW01:
  - For wallmounting enclosures with fixed sidepanel (DWxx6040 / DWxx605D).
  - Rear support of installed equipment

DESCRIPTION	EAN-CODE	AVAILABLE	ORDER NO.
Shelf holder set for middle 19"-rail for enclosure D=900/1000/1200	9004840652109		<b>DFSZDS01</b>
19"Shelf holder set (2 pieces) for back of DWxx6040 / DWxx605D -enclosure	9004840652116		<b>DFSZDW01</b>

## VERTICAL PROFILE RAILS

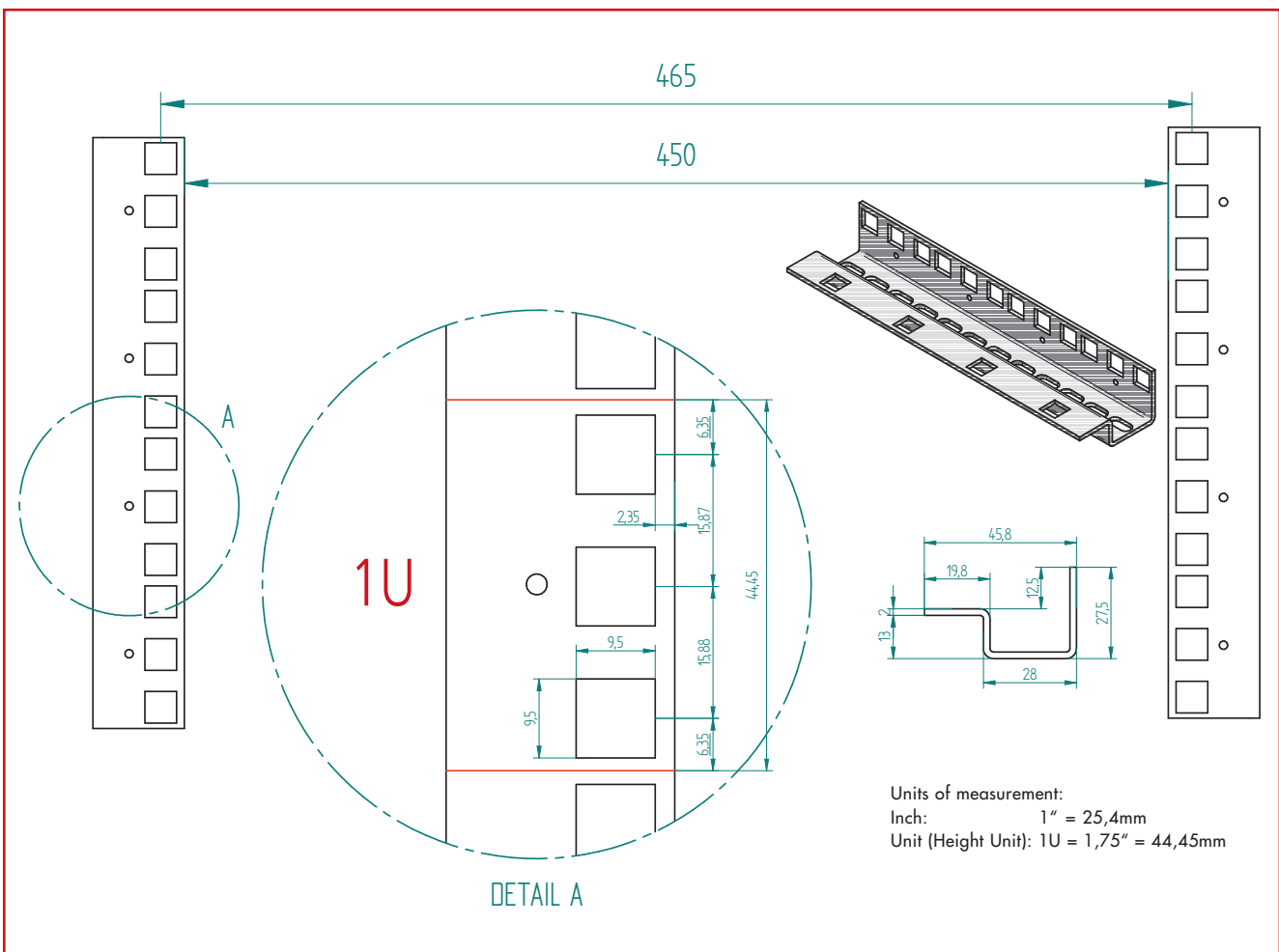


DFSZDS01

### TECHNICAL DATA

- Steel sheet 2,0 mm
- This vertical profile rails fit to all SCHRACK data-enclosures with a maximum load of 400 kg (DW, DS, DSZ, DSI).
- In wallmounting enclosures DW with demountable sidepanels (DWxx6050, DWxx6060), the vertical profile rails can be used as a second pair in the rear. Thus equipment van also be fixed in the rear.
- In freestanding enclosures, it can be used as 3rd pair of rails.
- Caution: Rails are sold per piece. 2 pieces are needed per pair.

### DRAWING OF THE VERTICAL 19"-PROFILE-RAILS



DESCRIPTION	EAN-CODE	AVAILABLE	ORDER NO.
19" vertical profile rail 6U	9004840230802		<b>DWPROF06</b>
19" vertical profile rail 9U	9004840230819		<b>DWPROF09</b>
19" vertical profile rail 12U	9004840230826		<b>DWPROF12</b>
19" vertical profile rail 15U	9004840230710		<b>DSPROF15</b>
19" vertical profile rail 18U	9004840230727		<b>DSPROF18</b>
19" vertical profile rail 22U	9004840230734		DSPROF22
19" vertical profile rail 27U	9004840230741		DSPROF27
19" vertical profile rail 32U	9004840230758		DSPROF32
19" vertical profile rail 37U	9004840230765		DSPROF37
19" vertical profile rail 42U	9004840230772		<b>DSPROF42</b>
19" vertical profile rail 45U	9004840230789		DSPROF45

## HEAVY-DUTY RAILS



DBP10060

### TECHNICAL DATA

- Steel sheet
- L-bracket for connection between front and rear 19" profile rail
- Bracket height 88mm
- Bracket width 70mm
- 368mm version for DS enclosures with 600mm depth
- 568mm version for DS enclosures with 800mm depth
- 668mm version for DS enclosures with 900mm depth
- 768mm version for DS enclosures with 1,000mm depth
- Support for heavy duty 19" equipment:
  - Heavy 19"-equipment that cannot be fixed on the rear
  - Heavy 19"-equipment that maybe has to be removed and re-installed
- Included assembly materials: 4x cage nuts, bolts and washers M6

DESCRIPTION	DEPTH (mm)	EAN-CODE	AVAILABLE	ORDER NO.
Heavy-duty rails, pair for DS enclosures with 600mm depth	368	9004840230963		<b>DBP10060</b>
Heavy-duty rails, pair for DS enclosures with 800mm depth	568	9004840230970		<b>DBP10080</b>
Heavy-duty rails, pair for DS enclosures with 900mm depth	668	9004840241525		DBP10090
Heavy-duty rails, pair for DS enclosures with 1000mm depth	768	9004840382891		<b>DBP10100</b>



## ROOF FAN-UNITS



DLT44801-A



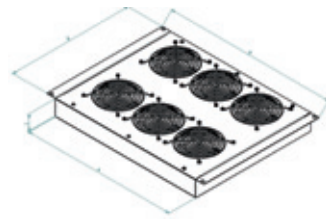
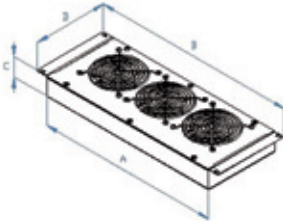
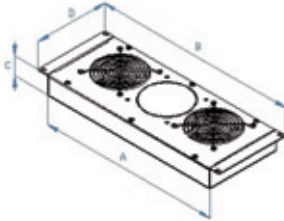
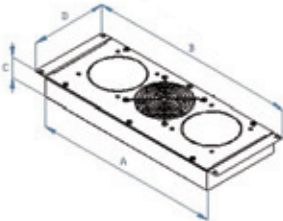
DLT44802-A



DLT44803-A



DLT44806-A



## APPLICATION

Roof fan-units can be installed in SCHRACK freestanding enclosures DS/DSZ/DSS/DSI. If installed in roof, the fan-unit blows air out from the enclosure, thus avoiding dust going into the cabinet. If the roof fan-unit is installed into the floor, a base is necessary, which has to be equipped with dust-filter.

## TECHNICAL DATA

- Sheet steel
- Color: lightgrey RAL7035
- Fans per fan-unit:
  - 4U: 1, 2 and 3 fans
  - 8U: 6 fans
- On-/off switch included
- Thermostat: setting range +5 to +55° C
- Fan: 220-240VAC, 50/60Hz, 160m3/h
- Included assembly materials: 4x cage nuts, bolts and washers M6

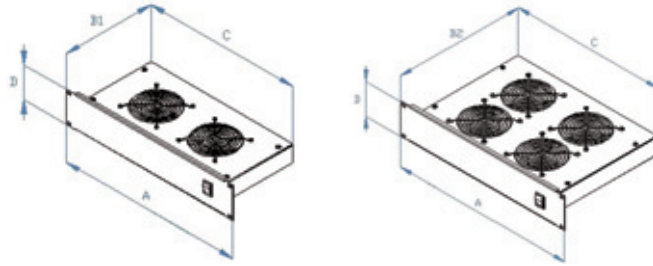
	FAN	A/mm	B/mm	C/mm	D
DLT44801-A	1	435	483	50	4 U
DLT44802-A	2	435	483	50	4 U
DLT44803-A	3	435	483	50	4 U
DLT44806-A	6	435	483	50	8 U

DESCRIPTION	SPACE REQUIRED	EAN-CODE	AVAILABLE	ORDER NO.
Roof-fan-unit, equipped with 1 fan and thermostat, RAL7035	4 U	9004840396348		<a href="#">DLT44801-A</a>
Roof-fan-unit, equipped with 2 fans and thermostat, RAL7035	4 U	9004840396355		<a href="#">DLT44802-A</a>
Roof-fan-unit, equipped with 3 fans and thermostat, RAL7035	4 U	9004840396362		<a href="#">DLT44803-A</a>
Roof-fan-unit, equipped with 6 fans and thermostat, RAL7035	8 U	9004840585506		<a href="#">DLT44806-A</a>
Roof-cable-entry panel with brush, RAL7035	2 U	9004840231151		<a href="#">DBK24800</a>
Spare fan 220-240VAC, 50/60Hz, 160m3/h, 120x120mm		9004840367478		HDLTZ001
Dustfilter with grille 120x120mm for one fan		9004840367539		<a href="#">HDLTFI01</a>

## FAN-UNITS 19"



DLT24804



### TECHNICAL DATA

- Sheet steel, color: lightgrey RAL7035
- Fans per fan-unit: 2 and 4 fans
- On-/off switch included
- Thermostat: setting range +5 to +55° C
- Fan: 220-240VAC, 50/60Hz, 160m3/h
- Included assembly materials: 4x cage nuts, bolts and washers M6

	FAN	A/mm	B1/mm	B2/mm	C/mm	D
DLT24802	2	483	220	---	410	2 U
DLT24804	4	483	---	320	410	2 U

DESCRIPTION	SPACE REQUIRED	EAN-CODE	AVAILABLE	ORDER NO.
19" Fan-unit, equipped with 2 fans and thermostat, RAL7035	2 U	9004840231052		<a href="#">DLT24802</a>
19" Fan-unit, equipped with 4 fans and thermostat, RAL7035	2 U	9004840231069		<a href="#">DLT24804</a>

## POWER DISTRIBUTION UNITS 19"



IU070114



IU070124



IU070126



IU070112

### TECHNICAL DATA

- Color: lightgrey RAL7035
- Adjustable at 30° intervals
- Standard connecting cable 2,0m (IU070112: 3,0m)
- Height: ALU-Profile: 1 U, PVC-Profile: 1,25 U
- Overvoltage Protection (only IU070126/IU070113/IU070118): Class: Typ 3, Guaranteed protection level: < 1.8 kV

DESCRIPTION	SPACE REQUIRED	EAN-CODE	AVAILABLE	ORDER NO.
19" Power Distribution Unit, 9x Schuko (German), ALU	1 U	9004840275674		<a href="#">IU070114</a>
19" Power Distribution Unit, 8x Schuko (German) + On-/Off-Switch, ALU	1 U	9004840654738		<a href="#">IU070124</a>
19" Power Distribution Unit, 8x Schuko (German), Overvoltage protect., ALU	1 U	9004840654745		<a href="#">IU070126</a>
19" Power Distribution Unit, 6x Schuko (German), Overvoltage protect. + filter, ALU	1 U	9004840655353		<a href="#">IU070118</a>
19" Power Distribution Unit, 6x Schuko (German) with RCBO BO217516, ALU	1 U	9004840241570		<a href="#">IU070112</a>
19" Power Distribution Unit, 8x Schuko (German), PVC	1,25 U	9004840193855		<a href="#">IU070109</a>
19" Power Distribution Unit, 7x Schuko (German) + On-/Off-Switch, PVC	1,25 U	9004840184891		<a href="#">IU070107-B</a>
19" Power Distribution Unit, 7x Schuko (German), Overvoltage protection, PVC	1,25 U	9004840241860		<a href="#">IU070113</a>
19" Power Distribution Unit, 8x UTE (French), PVC	1,25 U	9004840223149		<a href="#">IU070110</a>
19" Power Distribution Unit, 7x UTE (French) + On-/Off-Switch, PVC	1,25 U	9004840223156		<a href="#">IU070111</a>

## LIGHTING




DV900330-A



IU008508



ASDSW01



DSADA01

## SCHRACK-INFO

- DV900330-A
  - Fastening by snap in 19" vertical rails
  - Fastening by magnet
  - Fastening by screw,
  - 26 mm wide
  - Worldwide usage: power supply unit 230VAC/50-60 Hz
  - CE, ENEC, TÜV-GS
  - With door switch connection (optional)
  - Service life: 10.000 hours
  - Light color: 4.300 K (cold white)

DESCRIPTION	EAN-CODE	AVAILABLE	ORDER NO.
Light unit, Installation on 19"-rails, by magnet or screwing	9004840533316		<b>DV900330-A</b>
Door-position switch (optional)	9004840245097		<b>ASDSW010</b>
Adapter for installation of door-switch to a DS-/DSZ-/DSS(IP30) enclosure	9004840532302		<b>DSADA001</b>
Cable for connection of door-switch to light-unit DV900330-A	9004840533323		<b>DV900332</b>
Magnetic light without door contact, without cable	9004840053968		<b>IU008508</b>



## TOOLLESS LINE 19" PATCHPANELS AND MODULES



HSER0240GS



HSEMRJ6GWA



HSEMRJ6UWS



HSEMRKFFWS

### APPLICATION

TOOLLESS LINE Patchpanels and modules are the core-products for standardized, structured networking cabling systems. Every need from Cat.5e unshielded system to Cat.6A shielded system can be installed. For details, please ask for separate SCHRACK TOOLLESS LINE catalogue.

DESCRIPTION	EAN-CODE	AVAILABLE	ORDER NO.
TOOLLESS LINE Patchpanel empty for 24 modules, 19", 1U, RAL7035	9004840513233		<a href="#">HSER0240GS</a>
TOOLLESS LINE Patchpanel empty for 48 modules, 19", 2U, RAL7035	9004840585605		<a href="#">HSER0480GS</a>
TOOLLESS LINE DIN-rail adapter empty for 1 module	9004840628319		<a href="#">HSERH010GS</a>
TOOLLESS LINE Module RJ45 shielded, Cat.6A, ISO/IEC 11801 AMD2	9004840628104		<a href="#">HSEMRJ6GWA</a>
TOOLLESS LINE Module RJ45 shielded, Cat.6, De-embedded, Class EA, 10GB	9004840507409		<a href="#">HSEMRJ6GWT</a>
TOOLLESS LINE Module RJ45 shielded, Class E	9004840517316		<a href="#">HSEMRJ6GWS</a>
TOOLLESS LINE Module RJ45 shielded, Category 5e	9004840520767		<a href="#">HSEMRJ5GWS</a>
TOOLLESS LINE Module RJ45 unshielded, Category 6	9004840513264		<a href="#">HSEMRJ6UWS</a>
TOOLLESS LINE Module RJ45 unshielded, Category 5e	9004840513257		<a href="#">HSEMRJ5UWS</a>
TOOLLESS LINE Module RJ45-RJ45 coupler, shielded, Category 6	9004840621099		<a href="#">HSEMRKRGWS</a>
TOOLLESS LINE Module Coax F-F coupler	9004840548143		<a href="#">HSEMRKFFWS</a>
TOOLLESS LINE Module FO empty for one LC-Duplex or one SC-Simplex coupler	9004840548952		<a href="#">HSEMRLLLWS</a>

DIN-RAIL PANEL 19"



DAB34810



HSERH010GS

TECHNICAL DATA

- Sheet steel
- Color: lightgrey RAL7035
- Depth: 133,35 mm
- 45 mm cutout for max. 22 modules with 18mm width
- DIN rail
- Rack space required: 3 U
- Included assembly materials: 4x cage nuts, bolts and washers M6

DESCRIPTION	EAN-CODE	AVAILABLE	ORDER NO.
19" DIN-rail panel 3U	9004840230574		<b>DAB34810</b>
TOOLLESS LINE DIN-rail adapter empty for 1 module	9004840628319		<b>HSERH010GS</b>

POUCH A4



ASDRA400

TECHNICAL DATA

- Self-adhesive pouch for circuit diagrams, DIN A4 format
- Color: grey
- Dimension: W220 x H230 x D30 mm
- Material: thermal plastic
- Packing unit: 1 pc. including fixing materials

DESCRIPTION	EAN-CODE	AVAILABLE	ORDER NO.
Pouch for circuit diagrams, self adhesive, A4	9004840248418		<b>ASDRA400</b>

## OTHER ACCESSORIES



DSSRA004



DV900333



DSR00005-A



HSEKBK25HR



HSEKBK25HS



HSERZKB025



HKABITR006

DESCRIPTION	EAN-CODE	AVAILABLE	ORDER NO.
19" Installation-set: 4 pcs. of M6 cagenuts, screws and washers	9004840460667		<a href="#">DSSRA004</a>
19" Installation-set: 50 pcs. of M6 cagenuts, screws and washers	9004840448863		<a href="#">DSSRA050</a>
Halfcylinderlock keyed EK 333 including 1 key	9004840164909		<a href="#">DV900333</a>
Key 333 for halfcylinderlock DV900333	9004840409222		<a href="#">DV900334</a>
Halfcylinderlock different keyed including 1 key	9004840662283		<a href="#">DV900335</a>
Connection-kit for DS- and DSZ-enclosures	9004840400489		<a href="#">DSRA0002</a>
Castors for DS-and DSZ- enclosures, 4 castors (2 braked), max 750 kg load	9004840504941		<a href="#">DSR00005-A</a>
Back-to-back cable ties, 7.5m, W=16mm, perforation 25cm, red	9004840650761		<a href="#">HSEKBK25HR</a>
Back-to-back cable ties, 7.5m, W=16mm, perforation 25cm, black	9004840650754		<a href="#">HSEKBK25HS</a>
Cable ties 100x2,5 mm, 25 pcs., transparent	9004840509595		<a href="#">HSERZKB025</a>
Cable ties 200x2,6 mm, transparent, packed 100 pcs. each	9004840316124		<a href="#">HKABITR006</a>



# INDEX OF ORDER NUMBERS

ORDER NO.	PAGE	ORDER NO.	PAGE	ORDER NO.	PAGE	ORDER NO.	PAGE	ORDER NO.	PAGE	ORDER NO.	PAGE
<b>A</b>		DFSS4845-A	68	DS456010-A	2	DSR00005-A	77	DSZ428080	9	DWRT1860	46
ASDRA400	76	DFSS4855-A	68	DS456060-A	2	DSRA0002	77	DSZ458010	9	DWRT1861	46
ASDSW010	75	DFSS4865-A	68	DS456080-A	2	DSRR4261	20	DSZ458080	9		
		DFSS4875-A	68	DS458010-A	2	DSRR4281	20	DV610004-A	59	<b>H</b>	
<b>D</b>		DFSZDS01	70	DS458060-A	2	DSRR4561	20	DV610006-A	59	HDBS148051	62
DAB34810	76	DFSZDW01	70	DS458080-A	2	DSRR4581	20	DV610009-A	59	HDBS148053	62
DBB14802	63	DLT24802	74	DS476060-A	2	DSRS4211	20	DV900330-A	75	HDLTFI01	73
DBB14820-A	63	DLT24804	74	DS478010-A	2	DSRS4261	20	DV900332	75	HDLTZ001	73
DBC14805	62	DLT44801-A	73	DS478080-A	2	DSRS4281	20	DV900333	77	HDSSON0024	22
DBK14805	62	DLT44802-A	73	DSADA001	75	DSRS4511	20	DV900334	77	HKABITR006	77
DBK24800	64	DLT44803-A	73	DSI426010	24	DSRS4561	20	DW045540	56	HSEKBK25HR	62
DBKO4040	63	DLT44806-A	73	DSI426060	24	DSRS4581	20	DW046040	50	HSEKBK25HS	62
DBKO4080	63	DLTI1420	34	DSI428010	24	DSRT4261	20	DW065540	56	HSEMRJ5GWS	75
DBKO8080	63	DLTI2020	35	DSI428080	24	DSRT4262	20	DW066040	50	HSEMRJ5UWS	75
DBO14200	62	DS156060-A	2	DSKV1580	64	DSRT4263	20	DW066050	46	HSEMRJ6GWA	75
DBO14201	62	DS156080-A	2	DSKV1880	64	DSRT4265	20	DW06605D	53	HSEMRJ6GWS	75
DBO14801	65	DS186060-A	2	DSKV2280	64	DSRT4266	20	DW095540	56	HSEMRJ6GWT	75
DBO14802	65	DS186080-A	2	DSKV2780	64	DSRT4267	20	DW096040	50	HSEMRJ6UWS	75
DBO14803	65	DS188080-A	2	DSKV3280	64	DSRT4281	20	DW096050	46	HSEMRKFFWS	75
DBO14804	65	DS226060-A	2	DSKV3780	64	DSRT4282	20	DW09605D	53	HSEMRKRGWS	75
DBO14805	65	DS226080-A	2	DSKV4280	64	DSRT4283	20	DW096060	46	HSEMRLLWS	75
DBO14806	65	DS228060-A	2	DSKV4580	64	DSRT4285	20	DW125540	56	HSER0120GS	59
DBP10060	72	DS228080-A	2	DSOF1260	22	DSRT4286	20	DW126040	50	HSER0240GS	75
DBP10080	72	DS276060-A	2	DSOF1261	22	DSRT4287	20	DW126050	46	HSER0480GS	75
DBP10090	72	DS276080-A	2	DSOF1262	22	DSRT4561	20	DW12605D	53	HSERG106GV	59
DBP10100	72	DS278060-A	2	DSOF1263	22	DSRT4562	20	DW126060	46	HSERH010GS	76
DBS14805	62	DS278080-A	2	DSOF1280	22	DSRT4563	20	DW156040	50	HSERZKB025	62
DFA14835	69	DS326060-A	2	DSOF1281	22	DSRT4565	20	DW156050	46		
DFA14845	69	DS326080-A	2	DSOF1282	22	DSRT4566	20	DW15605D	53	<b>I</b>	
DFA14855	69	DS328060-A	2	DSOF1283	22	DSRT4567	20	DW156060	46	IU008508	75
DFA14865	69	DS328080-A	2	DSOS1200	22	DSRT4581	20	DW186040	50	IU070107-B	74
DFA24835	70	DS376060-A	2	DSOT1210	22	DSRT4582	20	DW186050	46	IU070109	74
DFK24837	69	DS376080-A	2	DSOT1220	22	DSRT4583	20	DW18605D	53	IU070110	74
DFS14815-A	67	DS378060-A	2	DSOT1240	22	DSRT4585	20	DW18606D	53	IU070111	74
DFS14815-C	66	DS378080-A	2	DSOT1260	22	DSRT4586	20	DW21605D	53	IU070112	74
DFS14825-A	67	DS426010-A	2	DSOT1280	22	DSRT4587	20	DW21606D	53	IU070113	74
DFS14825-C	66	DS426040-A	2	DSOT1290	22	DSS4260103	15	DWPROF06	71	IU070114	74
DFS14835-A	67	DS426060-A	2	DSP376063	36	DSS4260105	29	DWPROF09	71	IU070122	59
DFS14835-C	66	DS426080-A	2	DSP376065	40	DSS4280103	15	DWPROF12	71	IU070123	59
DFS14845-A	67	DS426090-A	2	DSPROF15	71	DSS4280105	29	DWRT0660	46	IU070124	74
DFS14845-C	66	DS428010-A	2	DSPROF18	71	DSS4280803	15	DWRT0661	46	IU070126	74
DFS14855-A	67	DS42801X-A	2	DSPROF22	71	DSS4280805	29	DWRT0960	46	IU070127-A	44
DFS14855-C	66	DS428020-A	2	DSPROF27	71	DSSRA004	77	DWRT0961	46	IU070142-A	44
DFS14865-A	67	DS428060-A	2	DSPROF32	71	DSSRA050	77	DWRT1260	46	IU070227-A	44
DFS14865-C	66	DS428080-A	2	DSPROF37	71	DSZ426020	9	DWRT1261	46	IU070242-A	44
DFS14875-A	67	DS42808X-A	2	DSPROF42	71	DSZ428010	9	DWRT1560	46	IU071000-A	59
DFS14875-C	66	DS428090-A	2	DSPROF45	71	DSZ428020	9	DWRT1561	46		



## General Terms of Delivery

issued by the Austrian Electrical and Electronics Industry Association

### 1. Scope

- 1.1 These General Terms shall govern legal transactions between business enterprises, namely the delivery of commodities and, mutatis mutandis, the rendering of services. Software transactions are with precedence governed by the Software Conditions issued by the Austrian Electrical and Electronics Industry Association, assembly work by the Terms and Conditions for Assembly Work issued by the Austrian Power Current and Light Current Engineering Industry and/or (where applicable) the Terms and Conditions for the Assembly of Electrical Equipment used in Medicine issued by the Austrian Electrical and Electronics Industry (the current versions are available at [www.feel.at](http://www.feel.at)).
- 1.2 Any departure from the terms and conditions mentioned in 1.1 above shall be valid only if expressly accepted in writing by Seller.

### 2. Submission of offers

- 2.1 Seller's offers shall be deemed offers without engagement.
- 2.2 Tender documents and project documentation must not be duplicated nor made available to third parties without the permission of Seller. They may be claimed back at any time and shall be returned to Seller immediately if the order is placed elsewhere.

### 3. Conclusion of contract

- 3.1 The contract shall be deemed concluded upon written confirmation by Seller of an order received or upon dispatch of a delivery.
- 3.2 Particulars appearing in catalog, folders etc. as well as any oral or written statements shall only be binding if Seller makes express reference to them in the confirmation of the order.
- 3.3 Subsequent amendments of or additions to the contract shall be subject to written confirmation.

### 4. Prices

- 4.1 Prices shall be quoted ex works or ex Seller's warehouse without VAT, packing and packaging, loading, disassembly, take-back and proper recycling and disposal of waste electrical and electronic equipment for commercial purposes as defined by the Ordinance Regulating the Handling of Waste Electrical Equipment. Buyer shall be liable for any and all charges, taxes or other duties levied in respect of delivery. If the terms of delivery include transport to a destination designated by Buyer, transport costs as well as the cost of any transport insurance desired by Buyer shall be borne by the latter. Delivery does not, however, include unloading and subsequent handling. Packaging materials will be taken back only by express agreement.
- 4.2 Seller reserves the right to modify prices if the order placed is not in accordance with the offer submitted.
- 4.3 Prices are based on costs obtaining at the time of the first quotation. In the event that the costs have increased by the time of delivery, Seller shall have the right to adjust prices accordingly.
- 4.4 In carrying out repair orders, Seller shall provide all services deemed expedient and shall charge Buyer for the same on the basis of the work input and/or expenditures required. The same holds for any services or additional services the expediency of which becomes apparent only as the repair order is executed. In such an event special notification of Buyer shall not be required.
- 4.5 Expenses for estimates of costs of repair and maintenance or for expert valuations shall be invoiced to Buyer.

### 5. Delivery

- 5.1 The period allowed for delivery shall commence at the latest of the following dates:
- the date of order confirmation by Seller;
  - the date of fulfillment by Buyer of all the conditions, technical, commercial and other, for which he is responsible;
  - the date of receipt by Seller of a deposit or security due before delivery of the goods in question.
- 5.2 Buyer shall obtain whatever licences or approvals may be required from authorities or third parties for the construction of plant and equipment. If the granting of such licences or approvals is delayed for any reason the delivery period shall be extended accordingly.
- 5.3 Seller may carry out, and charge Buyer for, partial or advance deliveries. If delivery on call is agreed upon, the commodity shall be deemed called off at the latest one year after the order was placed.
- 5.4 In case of unforeseeable circumstances or circumstances beyond the parties control, such as all cases of force majeure, which impede compliance with the agreed period of delivery, the latter shall be extended in any case for the

duration of such circumstances; these include in particular armed conflicts, official interventions and prohibitions, delays in transport or customs clearance, damages in transit, energy shortage and raw materials scarcity, labor disputes, and default on performance by a major component supplier who is difficult to replace. The aforesaid circumstances shall be deemed to prevail irrespective of whether they affect Seller or his subcontractor(s).

- 5.5 If a contractual penalty for default of delivery was agreed upon by contracting parties when the contract was concluded, it shall be executed as follows, and any deviations concerning individual items shall not affect the remaining provisions: Where delay in performance can be shown to have occurred solely through the fault of Seller, Buyer may claim for each completed week of delay an indemnity of at most one half of one per cent, a total of no more than 5 %, however, of the value of that part of the goods to be delivered which cannot be used on account of Seller's failure to deliver an essential part thereof, provided the Buyer has suffered a damage to the aforesaid extent. Assertion of rights of damages exceeding this extent is precluded.

### 6. Passage of risk and Place of performance

- 6.1 Enjoyment and risk shall pass to Buyer at the time of departure of the goods ex works or ex warehouse regardless of the terms of quotation (such as carriage paid, C.I.F. etc.) agreed upon. This provision also includes the case of shipment being effected, organised and supervised by Seller and the case of delivery being made in connection with assembly work to be undertaken by Seller.
- 6.2 For services the place of performance shall be the place at which the service is rendered; the risk in respect of such services or any part thereof that may have been agreed upon shall pass to Buyer at the time the services have been rendered.

### 7. Payment

- 7.1 Unless otherwise agreed, one third of the purchase price shall fall due at the time of receipt by Buyer of the order confirmation of Seller, one third after half the delivery period has elapsed and the balance at the time of delivery. Irrespective thereof the turnover tax comprised in the amount of the invoice shall be paid within 30 days of the invoice date.
- 7.2 In the case of part settlements the individual part payments shall fall due upon receipt of the respective invoices. The same shall apply to amounts invoiced for additional deliveries or resulting from additional agreements beyond the scope of the original contract, irrespective of the terms of payment agreed upon for the principal delivery.
- 7.3 Payment shall be made without any discount free Seller's domicile in the agreed currency. Drafts and checks shall be accepted on account of payment only, with all interest, fees and charges in connection therewith (such as collection and discounting charges) to be borne by Buyer.
- 7.4 Buyer shall not be entitled to withhold or offset payment on the grounds of any warranty claims or other counterclaims.
- 7.5 Payment shall be deemed to have been effected on the date at which the amount in question is at Seller's disposal.
- 7.6 If Buyer fails to meet the terms of payment or any other obligation arising from this or other transactions, Seller may without prejudice to his other rights
- suspend performance of his own obligations until payments have been made or other obligations fulfilled, and exercise his right to extend the period of delivery to a reasonable extent,
  - call in debts arisen from this or any other transactions and charge default interest amounting to 1.25 % per month plus turnover tax for these amounts beginning with the due dates, unless Seller proves costs exceeding this.

In any case Seller has the right to invoice all expenses arising prior to a lawsuit, especially reminder charges and lawyer's fees.

- 7.7 Discounts or bonuses are subject to complete payment in due time.
- 7.8 Seller retains title to all goods delivered by him until receipt of all amounts invoiced including interests and charges.

Buyer herewith assigns his claim out of a resale of conditional commodities, even if they are processed, transformed or combined with other commodities, to Seller to secure the latter's purchase money claim. In the case of resale granting respite Buyer shall have the power of disposal of the product under retention of ownership only with the proviso that upon reselling Buyer notifies the secondary buyer of the assignment for security or enters the assignment in his account books. Upon request Buyer has to notify the assigned claim and the debtor thereof to Seller, and to make all information and material required for his debt collection available and to notify the assignment to the third-party debtor. If the goods are attached or otherwise levied upon, Buyer shall draw attention to Seller's title and immediately inform Seller of the attachment or levy.

- 8. Warranty and acceptance of obligation to repair defects**
- 8.1 Once the agreed terms of payment have been complied with, Seller shall, subject to the conditions hereunder, remedy any defect existing at the time of acceptance of the article in question whether due to faulty design, material or manufacture, that impairs the functioning of said article. From particulars appearing in catalogues, folders, promotional literature as well as written or oral statements which have not been included in the agreement no warranty obligations may be deduced.
- 8.2 Unless special warranty periods operate for individual items the warranty period shall be 12 months. These conditions shall also apply to any goods supplied, or services rendered in respect of goods supplied, that are firmly attached to buildings or the ground. The warranty period begins at the point of passage of risk acc. to paragraph 6.
- 8.3 The foregoing warranty obligations are conditional upon the Buyer giving immediate notice in writing of any defects that have occurred and such notice reaching the Seller. Buyer shall prove immediately the presence of a defect, in particular he shall make available immediately to Seller all material and data in his possession. Non-observance of Buyer's obligation to give immediate notice of the defect invalidates the right of claiming consequential harm caused by a defect. Upon receipt of such notice Seller shall, in the case of a defect covered by the warranty under 8.1 above, have the option to replace the defective goods or defective parts thereof or else to repair them on Buyer's premises or have them returned for repair, or to grant a fair and reasonable price reduction.
- 8.4 Any expenses incurred in connection with rectifying defects (e. g. expenses for assembly and disassembly, transport, waste disposal, travel and site-to-quarters time) shall be borne by Buyer. For warranty work on Buyer's premises Buyer shall make available free of charge any assistance, hoisting gear, scaffolding and sundry supplies and incidentals that may be required. Replaced parts shall become the property of Seller.
- 8.5 If an article is manufactured by Seller on the basis of design data, design drawings, models or other specifications supplied by Buyer, Seller's warranty shall be restricted to non-compliance with Buyer's specifications.
- 8.6 Seller's warranty obligation shall not extend to any defects due to assembly and installation work not undertaken by Seller, inadequate equipment, or due to non-compliance with installation requirements and operating conditions, overloading of parts in excess of the design values stipulated by Seller, negligent or faulty handling or the use of inappropriate materials, nor for defects attributable to material supplied by Buyer. Nor shall Seller be liable for damage due to acts of third parties, atmospheric discharges. Excess voltage and chemical influences. The warranty does not cover the replacement of parts subject to natural wear and tear. Seller accepts no warranty for the sale of used goods.
- 8.7 The warranty shall lapse immediately if, without written consent of Seller, Buyer himself or a third party not expressly authorised undertakes modifications or repairs on any items delivered.
- 8.8 Claims acc. to § 933b ABGB are struck by the statute of limitation with lapse of the period mentioned under point 8.2.
- 8.9 The provisions of sub-paragraphs 8.1 to 8.7 shall apply, mutatis mutandis, to all cases where the obligation to repair defects has to be accepted for other reasons laid down by law.
- 9. Withdrawal from contract**
- 9.1 Buyer may withdraw from the contract only in the event of delays caused by gross negligence on the part of Seller and only after a reasonable period of grace has elapsed. Withdrawal from contract shall be notified in writing by registered mail.
- 9.2 Irrespective of his other rights Seller shall be entitled to withdraw from the contract
- a) if the execution of delivery or the inception or continuation of services to be rendered under the contract is made impossible for reasons within the responsibility of Buyer and if the delay is extended beyond a reasonable period of grace allowed;
  - b) if doubts have arisen as to Buyer's creditworthiness and if same fails, on Seller's request, to make an advance payment or to provide adequate security prior to delivery; or
  - c) if, for reasons mentioned in 5.4, the period allowed for delivery is extended by more than half of the period originally agreed or by at least 6 months.
- 9.3 For the reasons given above withdrawal from the contract shall also be possible in respect of any outstanding part of the delivery or service contracted for.
- 9.4 If bankruptcy proceedings are instituted against any contracting party or an application for bankruptcy proceedings against that party is not granted for insufficiency of assets, the other party may withdraw from the contract without allowing a period of grace.
- 9.5 Without prejudice to Seller's claim for damages including expenses arising prior to a lawsuit, upon withdrawal from contract any open accounts in respect of deliveries made or services rendered in whole or in part shall be settled according to contract This provision also covers deliveries or services not yet accepted by Buyer as well as any preparatory acts performed by Seller. Seller shall, however, have the option alternatively to require the restitution of articles already delivered.
- 9.6 Withdrawal from contract shall have no consequences other than those stipulated above.
- 9.7 The assertion of claims on the ground of *laesio enormis*, error, or lapse of purpose by the Buyer is excluded.
- 10. Disposal of waste electrical and electronic equipment**
- 10.1 The Buyer of electrical/electronic equipment for commercial purposes, incorporated in Austria, is responsible for the financing of the collection and treatment of waste electrical and electronic equipment as defined by the Ordinance Regulating the Handling of Waste Electrical Equipment, if he is himself the user of the electrical/electronic equipment. If the Buyer is not the end user, he shall transfer the full financial commitment to his customer by agreement and furnish proof thereof to the Seller.
- 10.2 The Buyer incorporated in Austria shall ensure that the Seller is provided with all information necessary to meet the Seller's obligations as manufacturer/importer, particularly according to §§ 11 and 24 of the Ordinance Regulating the Handling of Waste Electrical Equipment and the Waste Management Act.
- 10.3 The Buyer incorporated in Austria is liable vis-à-vis the Seller for any damage and other financial disadvantages incurred by Seller due to Buyer's failure to meet or fully meet his financing commitment or any other obligations according to Article 10. The Buyer shall bear the burden of proof of performance of this obligation.
- 11. Seller's liability**
- 11.1 Outside the scope of the Product Liability Act, Seller shall be liable only if the damage in question is proved to be due to intentional acts or acts of gross negligence, within the limits of statutory provisions. Seller shall not be liable for damage due to acts of ordinary negligence nor for consequential damages or damages for pure economic loss, loss of profits, loss of savings or interest or damage resulting from third-party claims against buyer.
- 11.2 Seller shall not be liable for damages in case of non-compliance with instructions for assembly, commissioning and operation (such as are contained in instructions for use) or non-compliance with licensing requirements.
- 11.3 Claims that exceed the contractual penalties that were agreed on are excluded from the respective title.
- 12. Industrial property rights and copyrights**
- 12.1 Buyer shall indemnify Seller and hold him harmless against any claims for any infringement of industrial property rights raised against him if Seller manufactures an article pursuant to any design data, design drawings, models or other specifications made available to him by Buyer.
- 12.2 Design documents such as plans and drawings and other technical specifications as well as samples, catalogues, prospectuses, pictures and the like shall remain the intellectual property of Seller and are subject to the relevant statutory provisions governing reproduction, imitation, competition etc. The provisions of 22 above shall also cover design documents.
- 13. General**
- Should individual provisions of the contract or of these provisions be invalid the validity of the other provisions shall not be affected. The invalid provision shall be replaced by a valid one, which comes as close to the target goal as possible.
- 14. Jurisdiction and applicable law**
- Any litigations arising under the contract including litigations over the existence or non-existence thereof shall fall within the exclusive jurisdiction of the competent court at Seller's domicile; the competent court of the Bezirksgericht Innere Stadt, Vienna, shall have exclusive jurisdiction if Seller is domiciled in Vienna. The contract is subject to Austrian law excluding the referral rules. Application of the UN Convention on Contracts for the International Sale of Goods is renounced.

Last revised in May 2007

## THE COMPANY

### HEADQUARTERS

SCHRACK TECHNIK GMBH  
 Seybelgasse 13, A-1230 Vienna  
 PHONE +43(0)1/866 85-5900  
 FAX +43(0)1/866 85-98804  
 E-MAIL [export@schrack.com](mailto:export@schrack.com)



### SCHRACK COMPANIES

#### BELGIUM

SCHRACK TECHNIK B.V.B.A  
 Twaalfapostelenstraat 14  
 BE-9051 St-Denijs-Westrem  
 PHONE +32 9/384 79 92  
 FAX +32 9/384 87 69  
 E-MAIL [info@schrack.be](mailto:info@schrack.be)



#### BOSNIEN-HERZEGOWINA

SCHRACK TECHNIK BH D.O.O.  
 Put za aluminijski kombinat bb  
 BH-88000 Mostar  
 PHONE +387/36 333 666  
 FAX +387/36 333 667  
 E-MAIL [mostar@schrack.ba](mailto:mostar@schrack.ba)




#### BULGARIA

SCHRACK TECHNIK EOOD  
 Prof. Tsvetan Lazarov 162  
 Druzha - 2  
 BG-1000 Sofia  
 PHONE +359/(2) 890 79 13  
 FAX +359/(2) 890 79 30  
 E-MAIL [sofia@schrack.bg](mailto:sofia@schrack.bg)



#### CROATIA

SCHRACK TECHNIK D.O.O.  
 Zavrtnica 17  
 HR-10000 Zagreb  
 PHONE +385 1/605 55 00  
 FAX +385 1/605 55 66  
 E-MAIL [schrack@schrack.hr](mailto:schrack@schrack.hr)



#### POLAND

SCHRACK TECHNIK POLSKA SP.Z.O.O.  
 ul. Staniewicka 5  
 PL-03-310 Warszawa  
 PHONE +48 22/331 48 31  
 FAX +48 22/331 48 33  
 E-MAIL [se@schrack.pl](mailto:se@schrack.pl)

#### SLOVENIA

SCHRACK TECHNIK D.O.O.  
 Pameče 175  
 SLO-2380 Slovenj Gradec  
 PHONE +38 6/2 883 92 00  
 FAX +38 6/2 884 34 71  
 E-MAIL [schrack.sg@schrack.si](mailto:schrack.sg@schrack.si)

#### ROMANIA

SCHRACK TECHNIK SRL  
 Str. Simion Barnutiu nr. 15  
 RO-410204 Oradea  
 PHONE +40 259/435 887  
 FAX +40 259/412 892  
 E-MAIL [schrack@schrack.ro](mailto:schrack@schrack.ro)

#### CZECH REPUBLIC

SCHRACK TECHNIK SPOL. SR.O.  
 Dolnomecholupska 2  
 CZ-10200 Praha 10 – Hostivar  
 PHONE +42(0)2/810 08 264  
 FAX +42(0)2/810 08 462  
 E-MAIL [paha@schrack.cz](mailto:paha@schrack.cz)

#### SERBIA

SCHRACK TECHNIK D.O.O.  
 Kumodraska 260  
 RS-11000 Beograd  
 PHONE +38 1/11 309 2600  
 FAX +38 1/11 309 2620  
 E-MAIL [office@schrack.co.rs](mailto:office@schrack.co.rs)

#### HUNGARY

SCHRACK TECHNIK KFT.  
 Vidor u. 5  
 H-1172 Budapest  
 PHONE +36 1/253 14 01  
 FAX +36 1/253 14 91  
 E-MAIL [schrack@schrack.hu](mailto:schrack@schrack.hu)

#### SLOVAKIA

SCHRACK TECHNIK SPOL. SR.O.  
 Langsfeldova 2  
 SK-03601 Martin  
 PHONE +42 1/43 422 16 41  
 FAX +42 1/43 423 95 56  
 E-MAIL [martin@schrack.sk](mailto:martin@schrack.sk)

